AV

# Universalvogn/Allzweckwagen
# Universal Trailer/Remorque Universal

## Reservedelsliste/Ersatzteilliste
## Spare Parts List/Liste de pièces

2




| | | | | |
|---|---|---|---|---|
| Gyldig fra: | Januar 1987 | Fabrikationsnr.: | AV30 - 3000 | 93252 |
| Gültig ab: | Januar 1987 | Maschinen Nr.: | AV40 - 4000 | 39521 |
| Valid from: | January 1987 | Serial No.: | AV50 - 5000 | 18159 |
| Valable à partir de: | Janvier 1987 | No. de serie: | AV 6000 | 2558 |

**Notér nummeret på Deres maskine på omslagets inderside.**
**Notieren Sie die Nummer Ihrer Maschine auf der Innenseite des Umschlages.**
**Please note the serial number of Your machine at the inside of the cover.**
**Veuillez noter le numero de Votre machine sur la face interne de la couverture.**

Bestiller De reservedele så opgiv venligst maskinens fabrikationsnummer og eventuelt købsår. Det sparer Dem tid, penge og ærgelser og os unødigt besvær.
De kan notere nummeret på Deres maskine her:

Nr. ..... Leveret den ..... / ..... 19 .....
så har De det ved hånden, når De eventuelt skal bestille reservedele.
Fabrikationsnummeret findes indhugget i rammen, som vist på figuren.

Bei Ersatzteilbestellungen ist die Fabrikationsnummer Ihrer Maschine unbedingt anzugeben. Das erspart Ihnen Zeit, Geld und Ärger und erleichert uns die Abfertigung.
Tragen Sie die Nummer Ihrer Maschine bitte hier ein:

Nr. ..... Geliefert am ..... / ..... 19 .....
dann haben Sie bei Ersatzteilbestellungen immer die Nummer bei der Hand.
Die Fabrikationsnummer ist im Rahmen eingeschlagen, siehe Figur.

Always state the serial number and if possible the year of the machine when ordering spare parts whereby you save time and money and facilitates matters for us.
Please enter the number of your machine here:

No. ..... Delivered on the ..... / ..... 19 .....
Appropriate when ordering parts.
The serial number is located as shown on the figure.

Lorsque vous commandez des pièces dètachées, indiquez toujours le numéro de série de votre machine et si possible son année de fabrication. Vous éviterez des pertes de temps et vous nous faciliterez le travail.
Prière de noter ici le numéro de série de votre machine:

Numéro ..... Livrée le ..... / ..... 19 .....
Ceci vous sera utile lorsque vous commanderez des pièces.
Le numéro de série est gravé dans le cadre comme indiqué sur la figure.

**FABR. NR.**
**SER. NR.**



# RESERVEDELSLISTE
# ERSATZTEILLISTE
# SPARE PARTS LIST
# LISTE DE PIÈCES

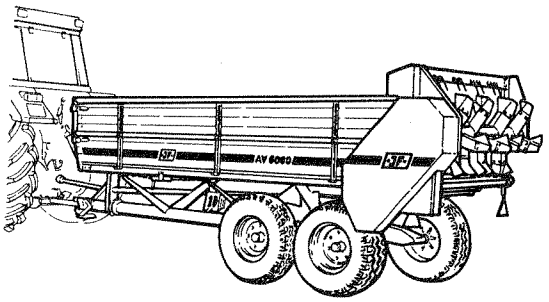

Bogen er opdelt i 4 afsnit:

1. Instruktion.
2. Nummernøgle - viser på hvilke figurer numrene findes.
3. Figurnøgle - viser på hvilke figurer delene findes.
4. Reservedelsliste.

Das Ersatzteilbuch ist in 4 Abschnitte eingeteilt:

1. Instruktion.
2. Ein Nummerschlüssel mit Angabe der jeweiligen Ersatzteilnummern.
3. Eine Figurliste mit Angabe, wo die Teile zu finden sind.
4. Eine Ersatzteilliste.

The book is divided into 4 passages:

1. Directions for use.
2. Number key showing on which figures the number can be found.
3. Figure key showing on which figures the parts can be found.
4. Spare parts list.

Le manuel est divisé en 4 sections:

1. Instruction de l'emploi.
2. Liste des numéros indiquant sur quelle figure se trouve le numéro.
3. Liste des figures indiquant sur quelle figure se trouvent les pièces.
4. Liste de pièces de rechange.

Eksempel fra reservedelslisten, af hvilket følgende oplysninger fremgår:
Ein Beispiel von der Ersatzteilliste, aus welchem folgende Aufschlüsse hervorgehen:
Example from the spare parts list with detailed information:
Exemple d'une liste de pièces détachées avec la signification des différentes colonnes:
Ejemplo de la lista de requesto de la que resultan las siguientes indicaciones:
Esimerkki varaosaluettelosta mistä seuraavat tiedot löytyvät:

| POS. | NUMMER | ANTAL<br>Antal dele pr. maskine. Ved undersamling pr. samling.<br>Anzahl Teile je Masch. Bei Untersammlungen Anzahl je Sammlung.<br>States quantity of parts for one machine. In connection with under parts: quantity for the assembly.<br>Quantité des pièces pour une machine. Pour les numéros décalés, la quantité indiquée est celle qui se trouve dans la pièce assemblée.<br>Número de piezas por máquina. En los conjuntos indica la cantidad que lleva cada conjunto.<br>Osien lukumäärä konetta kohden Alaryhmien lukumäärä. | BETEGNELSE<br>BEZEICHNUNG | DESIGNATION<br>DESIGNATION | HERTIL, DAZU,<br>TO THIS, AVEC | |
|---|---|---|---|---|---|---|
| 5 | 31o1-5oox | 1 | mellemstykke<br>Zwischenstück | intermediate piece<br>bâti intermédiaire | 1212-3322 M 1ox3o<br>1214-3123 M 1ox4o<br>122o-3321 M 1o | 13<br>2 |
| 6 | 21o1-539x | 1 | sideplade, venstre<br>Seitenplatte, links | side plate, left<br>plaque latérale, gauche | 1212-2126 M 8x15<br>1212-2126 M 8x15 | 11<br>11 |
| 7 | 31o1-56ox | 1 | topplade<br>Topplatte | top plate<br>plaque supérieur | | |

Standard numrenes betydning:
Die Bezeichnung der Standard-Nummern:
The meaning of the standard numbers:
Les pièces standards peuvent être identifiées au moyen des 4 premiers chiffres de leur numéro de référence:
Lista de las denominaciones de tuercas, tornillos, etc.:
Vakionumeroiden tarkoitus:

1211- maskinskrue
Masch. Schraube
machine screw
vis et boulons standard divers
tornillos y bulones standard div.
konepultti

1212- sætskrue
Setzschraube
set screw
vis et boulons standard divers
tornillos y bulones standard div.
kierrepultti

1213- stålsetskrue
Stahlsetzschraube
steel set screw
vis et boulons standard divers
tornillos y bulones standard div.
teräskierrepultti

1214- stålskrue
Stahlschraube
steel screw
vis et boulons standard divers
tornillos y bulones standard div.
teräspultti

1215- bræddeskrue
Schloss-Schraube
carriage bolt
vis et boulons standard divers
tornillos y bulones standard div.
pyöreäkantainen puupultti

1216- rundhovedet el. undersænket skrue
Masch. Schraube R/H = Ø
round headed or countersunk screw
vis et boulons standards divers
tornillos y bulones standard div.
pyöreäkantainen allesuunnattu pultti

1219- vinge el. unbrako el. plovskrue
Unbraco-Schraube
wing screw, unbraco screw, plough screw
vis spéciales
tornillo-Unbraco
siipi, unbrako tai aurapultti

122o- møtrikker
Muttern
nut
ecrous
tuercas
mutterit

1242- tand- eller skråskiver
Zahn oder Federscheiben
toothed or slant disk
rondelles spéciales
muelles espéciales
hammastetut tai vinoaluslevyt

1251- spændestifter
Spannstifte
special pin
goupilles mécanindus
pasadores elásticos
hihnapyörien lukitussokat

1253- nitter
Nieten
rivet
rivets
remaches
niitit

1254- fjeder- eller ringsplitter
Feder- oder Ringsplinte
spring- or ring pin
goupilles
resortes
jousi tai rengassokat

1255- låseringe
Seegeringe
lock ring
circlips
anillos elásticos
lukitusrengas

1313- smørenippel
Druckschmiernippel
grease nipple
graisseurs
engeasadores
voitelunippa

1317- dele for hydraulik
Teile f. Hydraulik
parts for hydraulics
pièces pour hydraulique
piezas para hidráulico
hydrauliikan osa

1332- simmerringe
Simmerringe
snap ring
joints d'étanchéité
retenes
simmerrengas

134o- dele f. kraftoverføring
1341- Teile f. Gelenkwelle
1342- parts f. P.T.O. shaft
pièces d'arbres à cardans
parte eje cardan
voimansiiron osa

NUMMERNØGLE - NUMMERSCHLÜSSEL - NUMBER KEY - LISTE DES NUMEROS

| NUMMER | FIG. | POS. |
|---|---|---|
| 1112-0105 | 3 | 11 |
| | 4 | 11 |
| 1165-0144 | 8 | 15 |
| 1191-0101 | 3 | 16 |
| | 4 | 16 |
| 1212-3722 | 8 | 2 |
| 1213-5522 | 1 | 21 |
| 1214-3125 | 6 | 11 |
| | 7 | 11 |
| 3224 | 6 | 6 |
| | 7 | 6 |
| 6422 | 1 | 5 |
| | 1 | 8 |
| 6722 | 1 | 4 |
| 1219-0707 | 9 | 9 |
| | 10 | 11 |
| 1220-7721 | 12 | 10 |
| | 13 | 13 |
| | 16 | 19 |
| 1241-7105 | 5 | 22 |
| 7305 | 5 | 22 |
| 7401 | 5 | 22 |
| 9401 | 5 | 18 |
| | 23 | 35 |
| | 24 | 37 |
| 1255-2204 | 3 | 9 |
| | 4 | 9 |
| 3201 | 23 | 19 |
| | 24 | 21 |
| 3202 | 8 | 31 |
| 4203 | 6 | 15 |
| | 7 | 15 |
| | 8 | 34 |
| 1311-2201 | 3 | 15 |
| | 4 | 15 |
| 8403 | 8 | 16 |
| 8506 | 8 | 10 |
| 8508 | 8 | 4 |
| 8509 | 8 | 5 |
| 8522 | 8 | 13 |
| 8605 | 8 | 14 |
| 1313-1301 | 12 | 7 |
| | 13 | 7 |
| | 14 | 7 |
| | 16 | 6 |
| 1316-0110 | 8 | 1 |
| 1317-0417 | 8 | 11 |
| 0436 | 8 | 18 |
| 0441 | 8 | 17 |
| 0529 | 8 | 12 |
| 1321-1303 | 18 | 2 |
| 3303 | 18 | 2 |
| 3304 | 18 | 2 |
| 4301 | 18 | 2 |
| 4302 | 18 | 2 |
| 5302 | 18 | 2 |
| 5303 | 18 | 2 |

| NUMMER | FIG. | POS. |
|---|---|---|
| 1321-5304 | 18 | 2 |
| 6303 | 18 | 2 |
| 6304 | 18 | 2 |
| 6305 | 18 | 2 |
| 1322-1102 | 18 | 3 |
| 3102 | 18 | 3 |
| 4101 | 18 | 3 |
| 6101 | 18 | 3 |
| 6104 | 18 | 3 |
| 6105 | 18 | 3 |
| 1323-4301 | 18 | 4 |
| 4304 | 18 | 4 |
| 4305 | 18 | 4 |
| 4306 | 18 | 4 |
| 4401 | 18 | 4 |
| 5401 | 18 | 4 |
| 5402 | 18 | 4 |
| 6301 | 18 | 4 |
| 6302 | 18 | 4 |
| 6403 | 18 | 4 |
| 9047 | 15 | 10 |
| 9049 | 15 | 11 |
| 9061 | 13 | 4 |
| | 13 | 6 |
| | 16 | 12 |
| 9062 | 16 | 9 |
| 9067 | 13 | 5 |
| 9068 | 13 | 4 |
| | 16 | 9 |
| 9069 | 16 | 12 |
| 9071 | 12 | 4 |
| 9072 | 12 | 5 |
| 9081 | 15 | 19 |
| 9086 | 13 | 14 |
| 9087 | 14 | 14 |
| | 17 | 19 |
| 9088 | 12 | 11 |
| | 13 | 14 |
| | 16 | 20 |
| 9096 | 16 | 20 |
| 9109 | 15 | 15 |
| 9123 | 17 | 16 |
| 9125 | 16 | 14 |
| 9128 | 13 | 8 |
| 9129 | 14 | 8 |
| 9130 | 12 | 8 |
| 9134 | 16 | 14 |
| 9135 | 13 | 8 |
| 9154 | 15 | 20 |
| 9158 | 15 | 22 |
| 9166 | 13 | 10 |
| | 14 | 10 |
| | 16 | 16 |
| 9167 | 17 | 18 |
| 9171 | 12 | 12 |
| 9249 | 17 | 8 |
| 9250 | 17 | 10 |

| NUMMER | FIG. | POS. |
|---|---|---|
| 1323-9255 | 15 | 4 |
| 9255 | 16 | 11 |
| 9256 | 15 | 3 |
| | 16 | 10 |
| 9257 | 15 | 7 |
| | 16 | 1 |
| | 16 | 2 |
| 9260 | 15 | 8 |
| | 16 | 8 |
| | 17 | 11 |
| 9274 | 15 | 14 |
| 9275 | 15 | 6 |
| 9279 | 17 | 15 |
| 9281 | 17 | 9 |
| 9282 | 17 | 24 |
| 9284 | 17 | 23 |
| 9286 | 16 | 10 |
| 9287 | 16 | 11 |
| 9289 | 16 | 8 |
| 9302 | 15 | 16 |
| 9307 | 15 | 12 |
| 9308 | 15 | 18 |
| 9316 | 15 | 13 |
| 9317 | 15 | 23 |
| 9318 | 15 | 5 |
| | 16 | 8 |
| | 16 | 21 |
| 9322 | 15 | 9 |
| | 17 | 7 |
| 9323 | 15 | 17 |
| 9325 | 12 | 13 |
| | 15 | 21 |
| 9326 | 13 | 9 |
| | 14 | 9 |
| | 16 | 15 |
| 9335 | 16 | 3 |
| | 17 | 4 |
| 9344 | 15 | 24 |
| 9352 | 14 | 3 |
| | 17 | 26 |
| 9355 | 13 | 11 |
| | 16 | 17 |
| 9356 | 13 | 5 |
| | 16 | 13 |
| | 17 | 21 |
| 9357 | 16 | 19 |
| 9358 | 13 | 12 |
| | 16 | 18 |
| 9359 | 12 | 3 |
| | 13 | 3 |
| | 16 | 7 |
| 9363 | 17 | 14 |
| 9364 | 14 | 5 |
| | 17 | 13 |
| 9365 | 14 | 4 |
| | 17 | 12 |
| 9366 | 14 | 13 |

NUMMERNØGLE - NUMMERSCHLÜSSEL - NUMBER KEY - LISTE DES NUMEROS

| NUMMER | FIG. | POS. |
|---|---|---|
| 1323-9366 | 17 | 20 |
| 9367 | 17 | 17 |
| 9368 | 17 | 6 |
| 9369 | 17 | 22 |
| 9370 | 17 | 5 |
| 9371 | 17 | 3 |
| 9372 | 17 | 25 |
| 9373 | 13 | 6 |
| | 16 | 13 |
| 9379 | 16 | 4 |
| 9380 | 14 | 11 |
| 9381 | 14 | 6 |
| 9382 | 12 | 9 |
| 9383 | 12 | 6 |
| 9510 | 15 | 2 |
| 9512 | 13 | 2 |
| 9519 | 17 | 2 |
| 9521 | 16 | 5 |
| 9524 | 13 | 2 |
| 9525 | 16 | 5 |
| 9526 | 14 | 2 |
| 9528 | 12 | 2 |
| 9530 | 16 | 5 |
| 1324-1202 | 15 | 1 |
| 5101 | 13 | 1 |
| 5104 | 13 | 1 |
| 5105 | 14 | 1 |
| 5111 | 12 | 1 |
| 5201 | 17 | 1 |
| 5304 | 16 | 1 |
| 5308 | 16 | 1 |
| 1325-1301 | 1 | 14 |
| 1331-2103 | 3 | 3 |
| | 4 | 3 |
| 2104 | 3 | 21 |
| | 4 | 21 |
| 3103 | 3 | 12 |
| | 4 | 12 |
| | 20 | 6 |
| | 22 | 17 |
| | 23 | 38 |
| | 24 | 7 |
| 3303 | 6 | 24 |
| | 7 | 26 |
| 6101 | 1 | 19 |
| 7406 | 21 | 5 |
| | 22 | 6 |
| | 23 | 7 |
| 9996 | 6 | 19 |
| | 7 | 21 |
| | 8 | 28 |
| 9997 | 6 | 18 |
| | 7 | 20 |
| | 8 | 27 |
| 9999 | 5 | 17 |
| 1332-2201 | 3 | 13 |
| | 4 | 13 |

| NUMMER | FIG. | POS. |
|---|---|---|
| 1337-2399 | 5 | 24 |
| 2498 | 3 | 7 |
| | 4 | 7 |
| 2499 | 3 | 8 |
| 1337-2499 | 4 | 8 |
| 1339-0112 | 1 | 17 |
| 3301 | 3 | 2 |
| | 4 | 2 |
| 1361-4402 | 20 | 16 |
| 6407 | 21 | 8 |
| 7403 | 22 | 22 |
| 8308 | 24 | 33 |
| 8310 | 23 | 31 |
| 9101 | 23 | 3 |
| 1363-0133 | 8 | 21 |
| 0134 | 8 | 23 |
| 0406 | 24 | 44 |
| 0415 | 23 | 17 |
| 9029 | 8 | 22 |
| 9044 | 8 | 24 |
| 1364-2201 | 24 | 2 |
| 1391-0105 | 19 | 27 |
| 0106 | 19 | 24 |
| 0501 | 19 | 23 |
| 1399-0185 | 11 | 21 |
| 0215 | 11 | 18 |
| 8009 | 11 | 17 |
| 8031 | 11 | 19 |
| 1413-2301 | 2 | 53 |
| 1421-3389 | 23 | 18 |
| | 24 | 20 |
| 3397 | 20 | 7 |
| | 22 | 16 |
| 3398 | 24 | 6 |
| 3399 | 23 | 20 |
| | 24 | 22 |
| 4397 | 20 | 5 |
| | 22 | 18 |
| 4498 | 21 | 6 |
| | 22 | 7 |
| 5498 | 23 | 8 |
| 6498 | 23 | 6 |
| 7499 | 21 | 4 |
| | 22 | 5 |
| 1431-2199 | 5 | 4 |
| | 5 | 14 |
| | 6 | 2 |
| | 7 | 2 |
| 3495 | 24 | 41 |
| 1432-1197 | 23 | 25 |
| | 24 | 27 |
| 2299 | 5 | 8 |
| 2397 | 5 | 19 |
| 4498 | 2 | 55 |
| 5399 | 11 | 25 |
| 1433-0501 | 20 | 2 |
| | 21 | 2 |

| NUMMER | FIG. | POS. |
|---|---|---|
| 1433-0501 | 22 | 4 |
| 2080-384x | 20 | 19 |
| | 21 | 10 |
| 384x | 22 | 25 |
| 387x | 20 | 21 |
| | 21 | 13 |
| | 22 | 27 |
| 469x | 20 | 20 |
| | 21 | 12 |
| | 22 | 26 |
| 2111-357A | 6 | 9 |
| | 7 | 9 |
| 362x | 6 | 14 |
| | 7 | 14 |
| 438x | 6 | 20 |
| | 7 | 22 |
| 470x | 8 | 33 |
| 488A | 10 | 5 |
| 758x | 8 | 30 |
| 788A | 8 | 19 |
| 2125-185x | 11 | 24 |
| 2131-740x | 8 | 8 |
| 741x | 8 | 9 |
| 742x | 8 | 7 |
| 743x | 8 | 6 |
| 2132-017x | 5 | 16 |
| 018A | 5 | 9 |
| 019A | 5 | 10 |
| 023x | 3 | 1 |
| | 4 | 1 |
| 066x | 3 | 23 |
| 067x | 3 | 22 |
| 068x | 5 | 11 |
| 156A | 3 | 25 |
| 159x | 5 | 1 |
| 162x | 3 | 14 |
| | 4 | 14 |
| 163x | 3 | 17 |
| | 4 | 17 |
| 164B | 3 | 5 |
| | 4 | 5 |
| 165D | 3 | 18 |
| 170B | 3 | 24 |
| | 4 | 24 |
| 174x | 5 | 21 |
| 175x | 5 | 20 |
| 177x | 5 | 15 |
| 178x | 5 | 3 |
| 179x | 5 | 12 |
| 181x | 3 | 6 |
| | 4 | 6 |
| 184x | 3 | 10 |
| | 4 | 10 |
| 189x | 3 | 19 |
| | 19 | 16 |
| 190x | 3 | 20 |
| | 4 | 20 |

NØMMERNØGLE - NUMMERSCHLÜSSEL - NUMBER KEY - LISTE DES NUMÉROS

| NUMMER | FIG. | POS. |
|---|---|---|
| 2132-519x | 3 | 4 |
| | 4 | 4 |
| 535x | 6 | 13 |
| 2132-535x | 7 | 13 |
| 536x | 6 | 12 |
| | 7 | 12 |
| 547A | 10 | 4 |
| 553x | 2 | 63 |
| 555A | 11 | 9 |
| 564A | 6 | 5 |
| | 7 | 5 |
| 567A | 6 | 1 |
| | 7 | 1 |
| 568x | 11 | 16 |
| 576B | 4 | 18 |
| 582x | 11 | 7 |
| 584x | 11 | 6 |
| 586x | 11 | 5 |
| 588x | 11 | 4 |
| 608x | 2 | 62 |
| 614x | 6 | 22 |
| | 7 | 24 |
| 615x | 2 | 59 |
| 621x | 4 | 23 |
| 646x | 4 | 25 |
| 647x | 6 | 8 |
| | 7 | 8 |
| 648x | 6 | 21 |
| | 7 | 23 |
| 684x | 8 | 26 |
| 685x | 8 | 25 |
| 693x | 7 | 17 |
| | 8 | 20 |
| 698x | 7 | 18 |
| | 4 | 26 |
| 700x | 11 | 13 |
| 701x | 11 | 14 |
| 702x | 11 | 15 |
| 2133-036x | 10 | 10 |
| 037x | 9 | 7 |
| 051x | 9 | 10 |
| 052x | 9 | 2 |
| 057x | 2 | 8 |
| | 2 | 46 |
| 060x | 9 | 4 |
| 061x | 5 | 6 |
| 062x | 9 | 3 |
| | 10 | 3 |
| 063x | 5 | 5 |
| | 9 | 1 |
| | 10 | 1 |
| 064A | 2 | 49 |
| 150x | 10 | 2 |
| 165A | 2 | 16 |
| 166A | 2 | 13 |
| 177A | 2 | 15 |
| 178A | 2 | 12 |

| NUMMER | FIG. | POS. |
|---|---|---|
| 2133-184x | 9 | 5 |
| | 10 | 7 |
| 206A | 2 | 22 |
| 209A | 2 | 25 |
| 210A | 2 | 28 |
| 211A | 2 | 23 |
| 214A | 2 | 26 |
| 215A | 2 | 29 |
| 219A | 2 | 41 |
| 220A | 2 | 44 |
| 221A | 2 | 32 |
| 227A | 2 | 24 |
| 228A | 2 | 14 |
| | 2 | 42 |
| 229A | 2 | 17 |
| | 2 | 45 |
| 232A | 2 | 30 |
| 233A | 2 | 27 |
| 235A | 2 | 33 |
| 236x | 2 | 18 |
| | 2 | 48 |
| 239x | 2 | 31 |
| 242x | 2 | 40 |
| 243x | 2 | 43 |
| 254x | 2 | 60 |
| 255x | 2 | 61 |
| 262x | 10 | 12 |
| 2134-239x | 1 | 9 |
| 523x | 1 | 2A |
| 2230-017x | 1 | 13 |
| 019A | 1 | 20 |
| 020C | 1 | 16 |
| 029x | 1 | 15 |
| 2231-019A | 20 | 4 |
| | 22 | 15 |
| 020A | 20 | 15 |
| | 22 | 23 |
| 048x | 19 | 4 |
| 092A | 19 | 6 |
| 099x | 21 | 16 |
| | 22 | 9 |
| 100x | 21 | 17 |
| | 22 | 10 |
| 198x | 20 | 9 |
| 199x | 20 | 12 |
| 200x | 20 | 10 |
| 201x | 20 | 11 |
| 212x | 20 | 1 |
| | 21 | 1 |
| | 22 | 3 |
| 215A | 19 | 3 |
| 414x | 2 | 54 |
| 2233-469B | 24 | 13 |
| 470x | 24 | 11 |
| 489C | 24 | 12 |
| 490B | 24 | 14 |
| 491x | 24 | 9 |

| NUMMER | FIG. | POS. |
|---|---|---|
| 2233-690x | 24 | 16 |
| 945x | 24 | 15 |
| 2234-416A | 24 | 10 |
| 418x | 24 | 39 |
| 419x | 23 | 36 |
| 419x | 24 | 38 |
| 431x | 23 | 22 |
| | 24 | 24 |
| 432x | 23 | 26 |
| | 24 | 28 |
| 437x | 23 | 28 |
| | 24 | 30 |
| 440x | 24 | 42 |
| 442x | 23 | 33 |
| | 24 | 35 |
| 443x | 24 | 43 |
| 444x | 23 | 29 |
| | 24 | 31 |
| 445x | 23 | 23 |
| | 24 | 25 |
| 458x | 20 | 18 |
| 470x | 23 | 24 |
| | 24 | 26 |
| 472x | 24 | 40 |
| 475x | 21 | 11 |
| | 22 | 28 |
| 508x | 23 | 9 |
| 512x | 23 | 40 |
| 547x | 23 | 15 |
| 548x | 23 | 42 |
| 549x | 23 | 14 |
| 550x | 23 | 13 |
| 552x | 23 | 10 |
| 553x | 23 | 37 |
| 567x | 23 | 4 |
| 571x | 23 | 43 |
| 2236-002x | 19 | 22 |
| 2239-010x | 19 | 20 |
| 043x | 19 | 29 |
| 3050-074A | 23 | 30 |
| | 24 | 32 |
| 3114-086x | 24 | 36 |
| 3125-182x | 11 | 23 |
| 3131-689A | 2 | 51 |
| 731x | 4 | 22 |
| 735x | 4 | 19 |
| 3132-003x | 5 | 2 |
| 006x | 5 | 25 |
| 009x | 19 | 17 |
| 027x | 2 | 58 |
| 059x | 19 | 7 |
| 061x | 19 | 8 |
| 063x | 19 | 9 |
| 170x | 22 | 21 |
| 185x | 19 | 18 |
| 400A | 5 | 13 |
| 413x | 5 | 7 |

NUMMERNØGLE - NUMMERSCHLÜSSEL - NUMBER KEY - LISTE DES NUMEROS

| NUMMER | FIG. | POS. |
|---|---|---|
| 3132-421x | 5 | 23 |
| 430x | 2 | 50 |
| 524C | 6 | 16 |
| | 7 | 16 |
| 530C | 6 | 10 |
| | 7 | 10 |
| 537A | 7 | 4 |
| 537x | 6 | 4 |
| 559x | 11 | 20 |
| 560x | 11 | 22 |
| 571x | 6 | 23 |
| | 7 | 25 |
| 594x | 6 | 25 |
| | 7 | 27 |
| 599x | 6 | 3 |
| | 7 | 3 |
| 600x | 6 | 7 |
| | 7 | 7 |
| | 10 | 6 |
| 605B | 11 | 8 |
| 616A | 6 | 17 |
| | 7 | 19 |
| 689x | 8 | 29 |
| 692x | 8 | 32 |
| 695x | 8 | 3 |
| 938x | 19 | 19 |
| 3133-009x | 10 | 9 |
| 042x | 2 | 20 |
| 043x | 2 | 21 |
| 050A | 9 | 8 |
| 240x | 2 | 19 |
| 241A | 2 | 34 |
| 245A | 2 | 38 |
| 246A | 2 | 10 |
| 248A | 2 | 11 |
| 249A | 2 | 39 |
| 250A | 2 | 9 |
| 251A | 2 | 37 |
| 260x | 9 | 6 |
| | 10 | 8 |
| 261x | 9 | 11 |
| | 10 | 13 |
| 423B | 2 | 1 |
| 424A | 2 | 2 |
| 425A | 2 | 3 |
| 427x | 9 | * |
| 429x | 10 | * |
| 430x | 10 | * |
| 431x | 10 | * |
| 440A | 2 | 4 |
| 441A | 2 | 5 |
| 442A | 2 | 35 |
| 444A | 2 | 6 |
| 445A | 2 | 36 |
| 467x | 2 | 7 |
| | 2 | 47 |
| 3134-167x | 18 | 1 |

| NUMMER | FIG. | POS. |
|---|---|---|
| 3134-168x | 18 | 1 |
| 169x | 18 | 1 |
| 178x | 18 | 1 |
| 204x | 18 | 1 |
| 206x | 18 | 1 |
| 208x | 18 | 1 |
| 233x | 1 | 2 |
| 247x | 18 | 1 |
| 458x | 18 | 1 |
| 459x | 18 | 1 |
| 484x | 1 | 3A |
| 486x | 1 | 10 |
| 494x | 1 | 3 |
| 497x | 1 | 7 |
| 507x | 18 | 1 |
| 513x | 1 | 6 |
| 520x | 18 | 1 |
| 521x | 18 | 1 |
| 615x | 18 | 1 |
| 3230-001A | 1 | 18 |
| 030x | 1 | 12 |
| 035x | 1 | 18A |
| 070A | 21 | 15 |
| | 22 | 8 |
| 091A | 19 | 5 |
| 170x | 21 | 7 |
| 197A | 20 | 8 |
| | 22 | 19 |
| 206x | 21 | 14 |
| 210x | 20 | 3 |
| 247x | 20 | 13 |
| | 22 | 20 |
| 388x | 21 | 18 |
| | 22 | 11 |
| 410x | 2 | 52 |
| 417A | 2 | 56 |
| 431x | 22 | 14 |
| 446x | 22 | 1 |
| 450x | 22 | 2 |
| 479x | 21 | 3 |
| 487A | 20 | 14 |
| 490x | 22 | 13 |
| 491x | 22 | 12 |
| 497x | 21 | 9 |
| 546x | 22 | 24 |
| 548x | 19 | 2 |
| 3233-176x | 24 | 8 |
| 461x | 24 | 4 |
| 471B | 24 | 5 |
| 478x | 24 | 18 |
| 604x | 24 | 3 |
| 605x | 24 | 17 |
| 801x | 24 | * |
| 994x | 20 | 17 |
| 378x | 2 | 57 |
| 3234-400x | 24 | 1 |
| 425x | 24 | 29 |

| NUMMER | FIG. | POS. |
|---|---|---|
| 3232-433A | 23 | 32 |
| | 24 | 34 |
| 446A | 24 | 23 |
| 3234-457x | 24 | 19 |
| 515x | 23 | 34 |
| 519x | 23 | 12 |
| 532x | 23 | 39 |
| 539x | 23 | 1 |
| 541x | 23 | 21 |
| 545x | 23 | 27 |
| 558x | 23 | 2 |
| 562x | 23 | 11 |
| 563x | 23 | 16 |
| 566x | 23 | 5 |
| 585x | 23 | 41 |
| 3239-021x | 19 | 10 |
| 023x | 19 | 11 |
| 025x | 19 | 12 |
| 029A | 19 | 13 |
| 031x | 19 | 14 |
| 033x | 19 | 15 |
| 3250-059x | 18 | 1 |
| 083x | 18 | 1 |
| 4130-0401 | 11 | 10 |
| 0402 | 11 | 11 |
| 0403 | 11 | 12 |
| 0406 | 11 | 1 |
| 0407 | 11 | 2 |
| 0408 | 11 | 3 |
| 0557 | 1 | 1 |
| 0558 | 1 | 1A |
| 4230-0103 | 1 | 11 |
| 0104 | 1 | 11A |
| 6001 | 19 | 21 |
| 6002 | 19 | 26 |
| 6003 | 19 | 25 |
| 9217 | 19 | 1 |
| 9301 | 19 | 28 |

# FIGURNØGLE – FIGURSCHLÜSSEL – FIGURE KEY – LISTE DES FIGURES

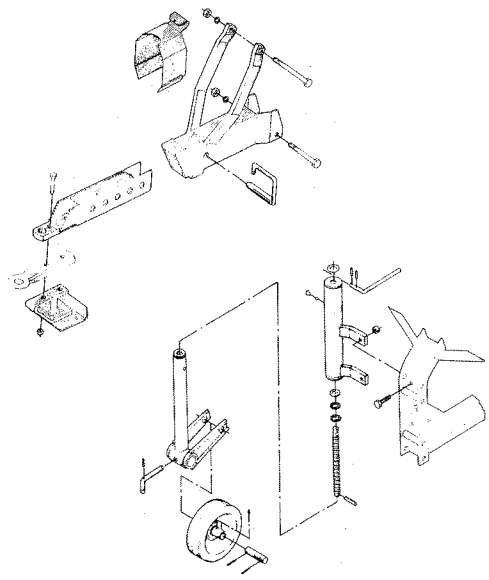

Fig. 1

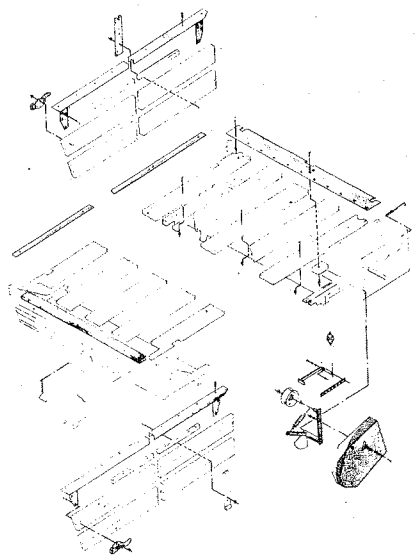

Fig. 2

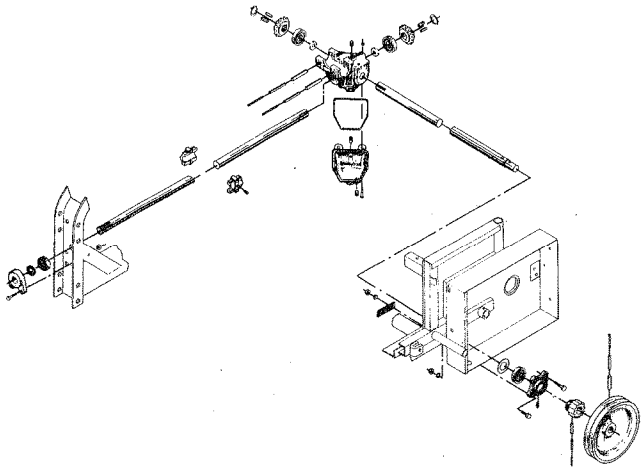

Fig. 3

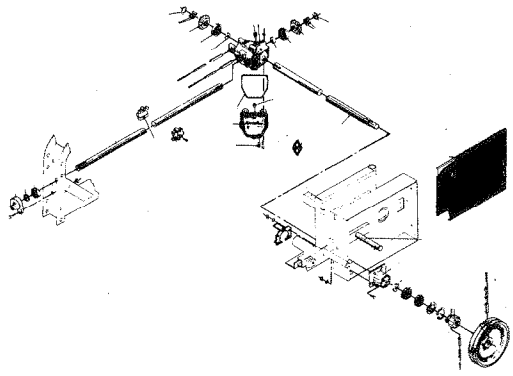

Fig. 4

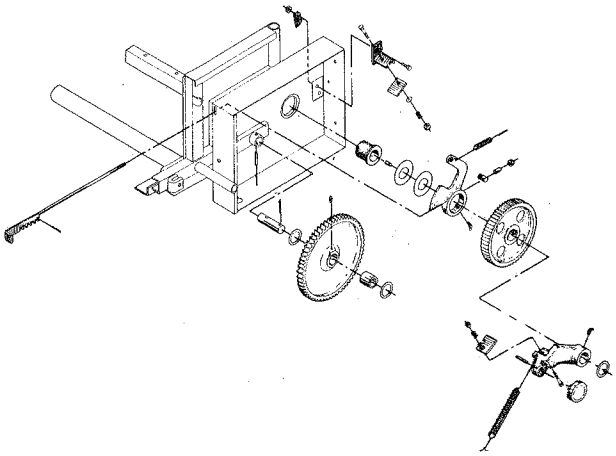

Fig. 5

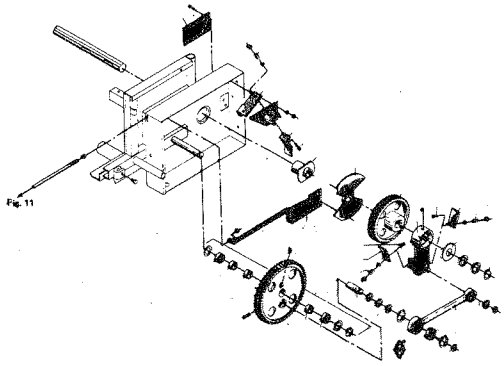

Fig. 6

## FIGURNØGLE – FIGURSCHLÜSSEL – FIGURE KEY – LISTE DES FIGURES

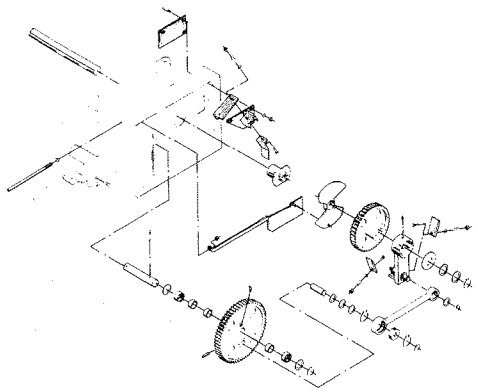

Fig. 7

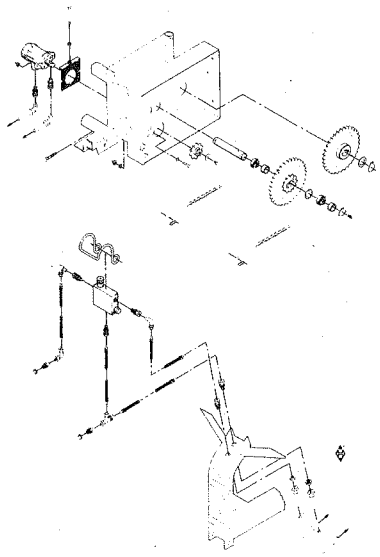

Fig. 8

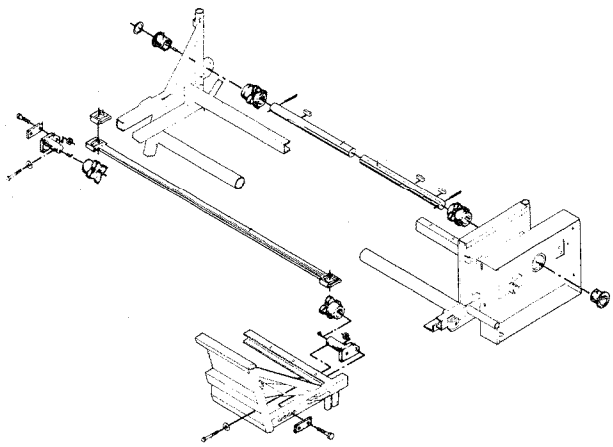

Fig. 9

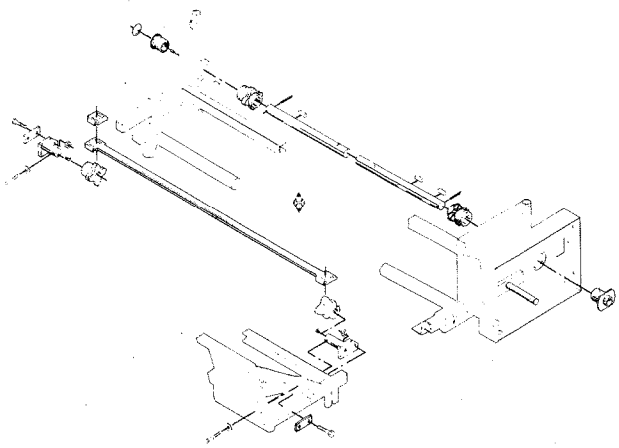

Fig. 10

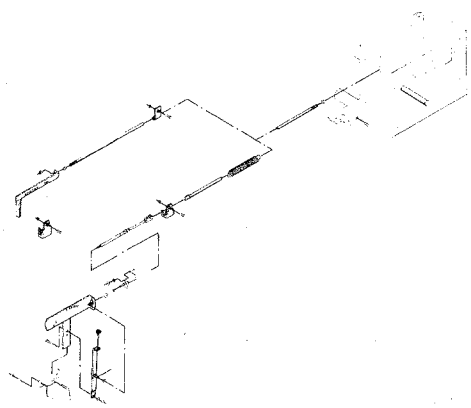

Fig. 11

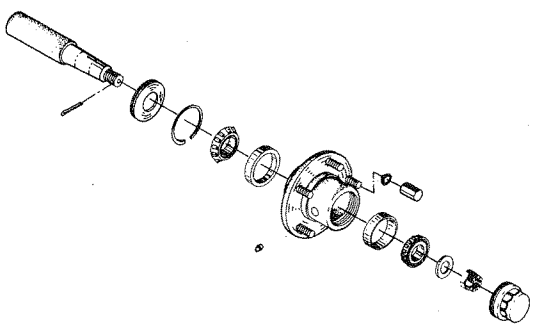

Fig. 12

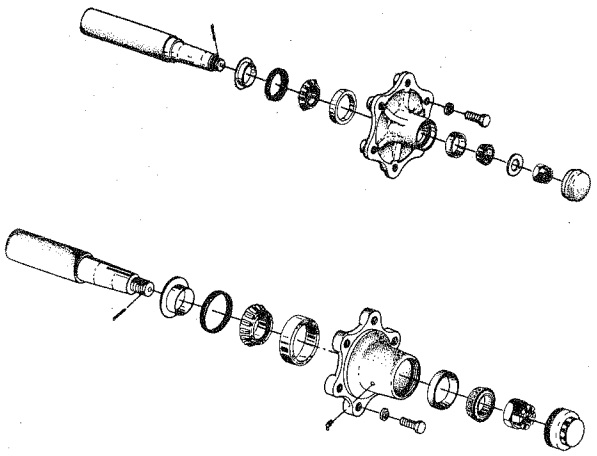

Fig. 13 Fig. 14

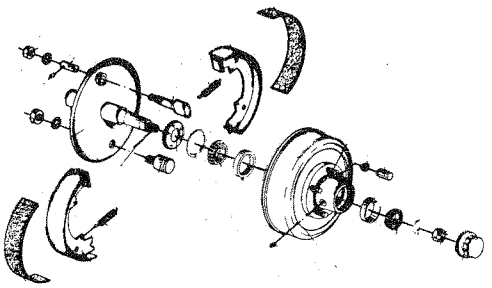

Fig. 15

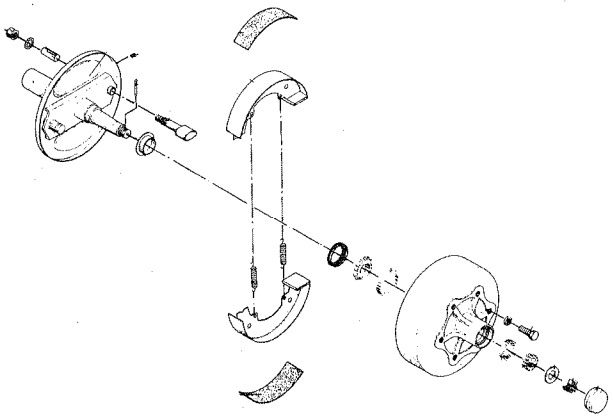

Fig. 16

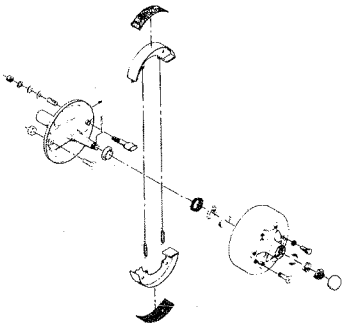

Fig. 17

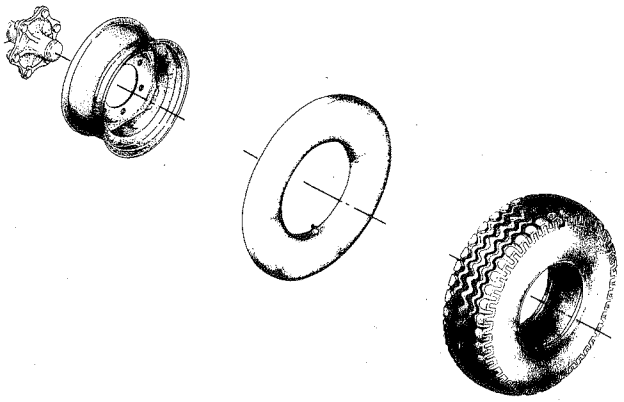

Fig. 18

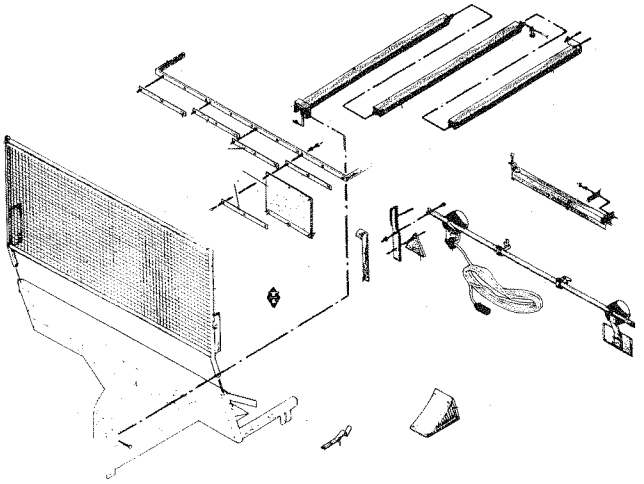

Fig. 19

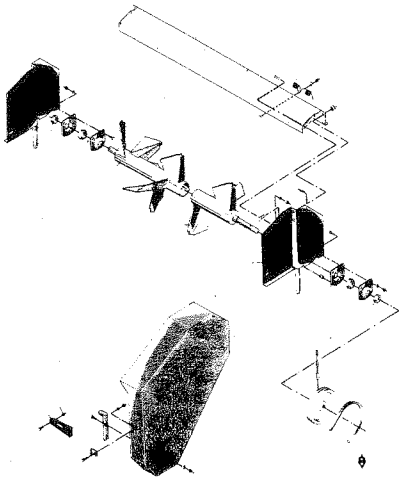

Fig. 20

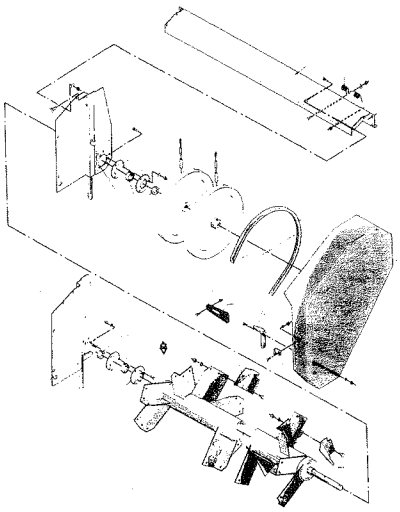

Fig. 21

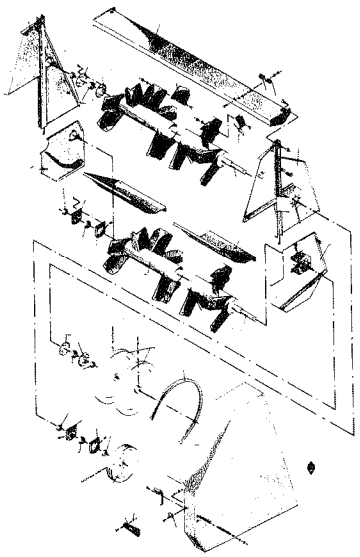

Fig. 22

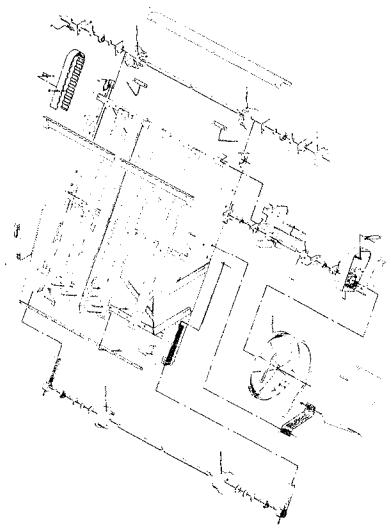

Fig. 23

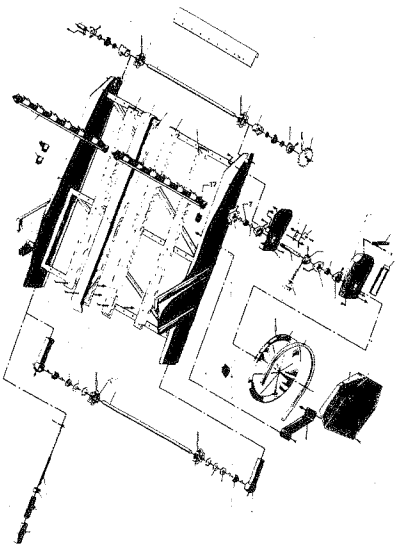

Fig. 24

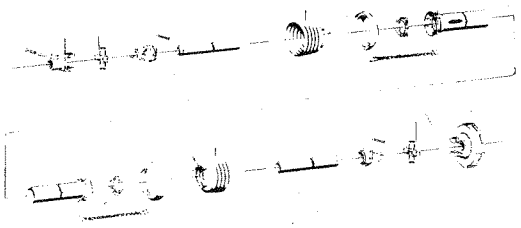

Fig. 25

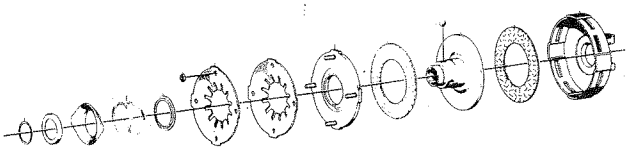

Fig. 26

Fig. 1

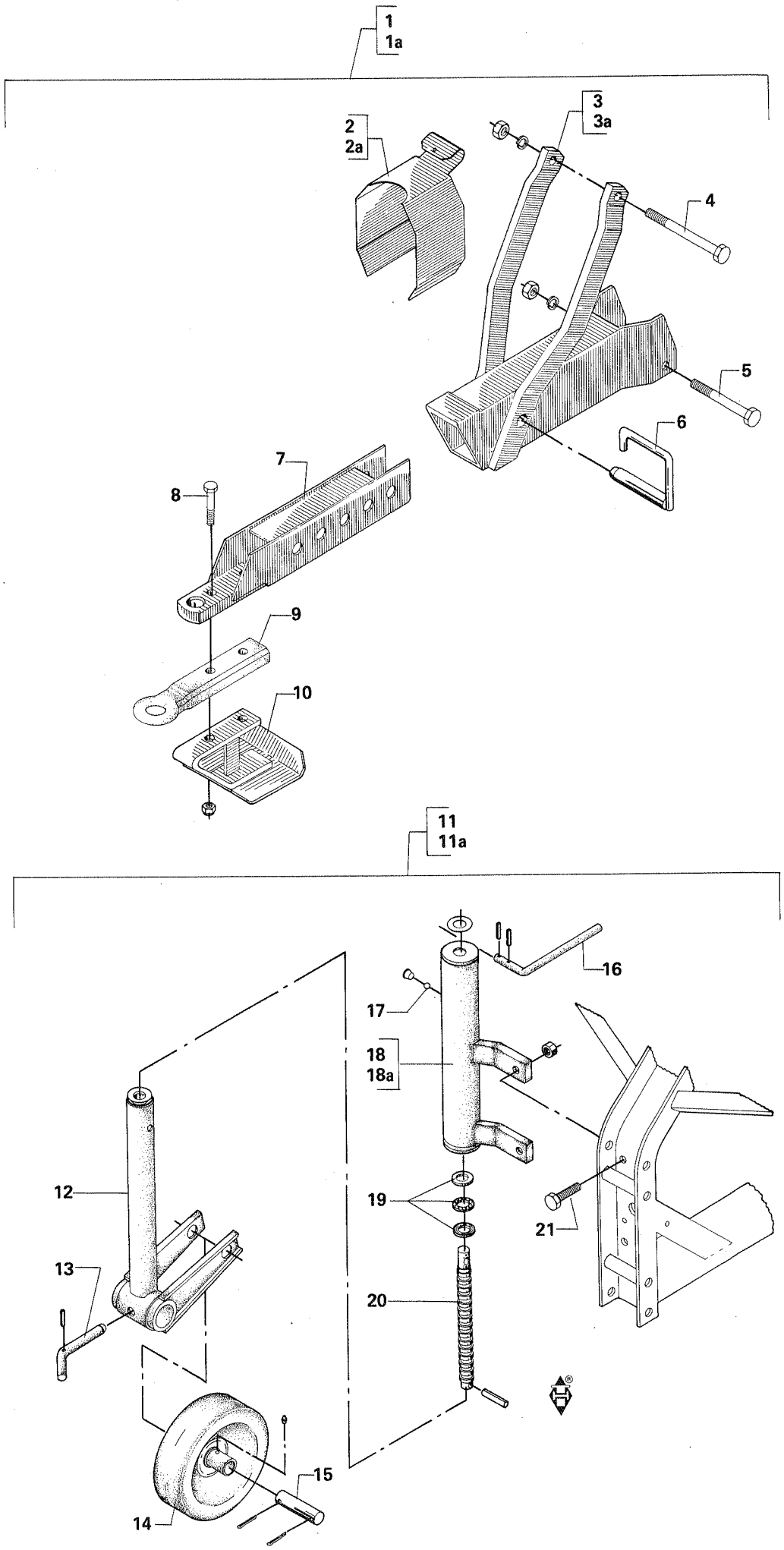

| POS. | NUMMER | AV30 3000 | AV40 4000 | AV50 5000 | AV 6000 | BETEGNELSE BEZEICHNUNG | DESIGNATION | HERTIL,DAZU, TO THIS,A CECI: | |
|---|---|---|---|---|---|---|---|---|---|
| 1 | 4130-0557 | 1 | 1 | 1 | 1 | Teleskoptræk<br>Teleskopzugvorrichtung | Telescopic drawbar<br>Bâte téléscopique | | |
| 1a | 4130-0558 | 1 | 1 | 1 | 1 | Teleskoptræk (bremser)<br>Teleskopzugvorr. (Bremsen) | Telescopic drawbar (brake)<br>Bâte téléscopique (frein) | | |
| 2 | 3134-233x | 1 | 1 | 1 | - | P.T.O. skærm<br>Gelenkwellenschutz | P.T.O. shaft<br>Protection d'arbre à cardans | | |
| 2a | 2134-523x | - | - | - | 1 | P.T.O. skærm<br>Gelenkwellenschutz | P.T.O. shaft<br>Protection d'arbre à cardans | | |
| 3 | 3134-494x | 1 | 1 | 1 | 1 | Trækprofil<br>Zugprofil | Drawing section<br>Profil transmission | | |
| 3a | 3134-484x | 1 | 1 | 1 | 1 | Trækprofil (bremser)<br>Zugprofil (Bremsen) | Drawing section (brake)<br>Profil transmission (frein) | | |
| 4 | 1214-6722 | 1 | 1 | 1 | 1 | Stålskrue<br>Stahlschraube | Steel screw<br>Vis d'acier | 1220-6321 M 20 | 1 |
| 5 | 1214-6422 | 1 | 1 | 1 | 1 | Stålskrue<br>Stahlschraube | Steel screw<br>Vis d'acier | 1220-6321 M 20 | 1 |
| 6 | 3134-513x | 1 | 1 | 1 | 1 | Indstillingsstang<br>Einstellstange | Adjustment rod<br>Bras de réglage | | |
| 7 | 3134-497x | 1 | 1 | 1 | 1 | Teleskoprør<br>Teleskoprohr | Telescopic tube<br>Tube télescopique | | |
| 8 | 1214-6422 | 2 | 2 | 2 | 2 | Stålskrue<br>Stahlschraube | Steel screw<br>Vis d'acier | 1220-6321 M 20 | 1 |
| 9 | 2134-239x | 1 | 1 | 1 | 1 | Trækøse<br>Zugöse | Clevis eye<br>Flèche à anneau | | |
| 10 | 3134-486x | 1 | 1 | 1 | 1 | Støttefod<br>Stütze | Support<br>Support | | |
| 11 | 4230-0103 | 1 | 1 | 1 | - | Støttehjul<br>Stützrad | Castor wheel<br>Roue support | | |
| 11a | 4230-0104 | - | - | - | 1 | Støttehjul<br>Stützrad | Castor wheel<br>Roue support | | |
| 12 | 3230-030x | 1 | 1 | 1 | 1 | Teleskoprør<br>Teleskoprohr | Telescopic tube<br>Tube télescopique | | |
| 13 | 2230-017x | 1 | 1 | 1 | 1 | Tap<br>Zapfen | Dowel<br>Cheville | 1251-4201 6x30<br>1254-3101 6 mm | 1<br>1 |
| 14 | 1325-1301 | 1 | 1 | 1 | 1 | Hjul<br>Rad | Wheel<br>Roue | 1313-1101 6 mm | 1 |
| 15 | 2230-029x | 1 | 1 | 1 | 1 | Aksel<br>Welle | Shaft<br>Arbre | 1252-4301 5x40 | 2 |
| 16 | 2230-020C | 1 | 1 | 1 | 1 | Håndtag<br>Handgriff | Handgriff<br>Poignée | 1251-2104 4x36 | 2 |
| 17 | 1339-0112 | 13 | 13 | 13 | 13 | Kugle<br>Kugel | Ball<br>Bille | | |
| 18 | 3230-001A | 1 | 1 | 1 | - | Styrerør<br>Steuerungsrohr | Steering bar<br>Tube de cric | 1313-1101 6 mm | 1 |
| 18a | 3230-035x | - | - | - | 1 | Styrerør<br>Steuerungsrohr | Steering bar<br>Tube de cric | 1313-1101 6 mm | 1 |
| 19 | 1331-6101 | 1 | 1 | 1 | 1 | Trykleje<br>Drucklager | Compression bearing<br>Roulement de pression | | |
| 20 | 2230-019A | 1 | 1 | 1 | 1 | Spindel<br>Spindel | Spindle<br>Arbre | 1251-6202 10x36<br>1251-7303 13x40 | 1<br>1 |
| 21 | 1213-5522 | 2 | 2 | 2 | 2 | Bolt<br>Bolzen | Bolt<br>Boulon | 1220-5122 M 20 | 1 |

Fig. 2

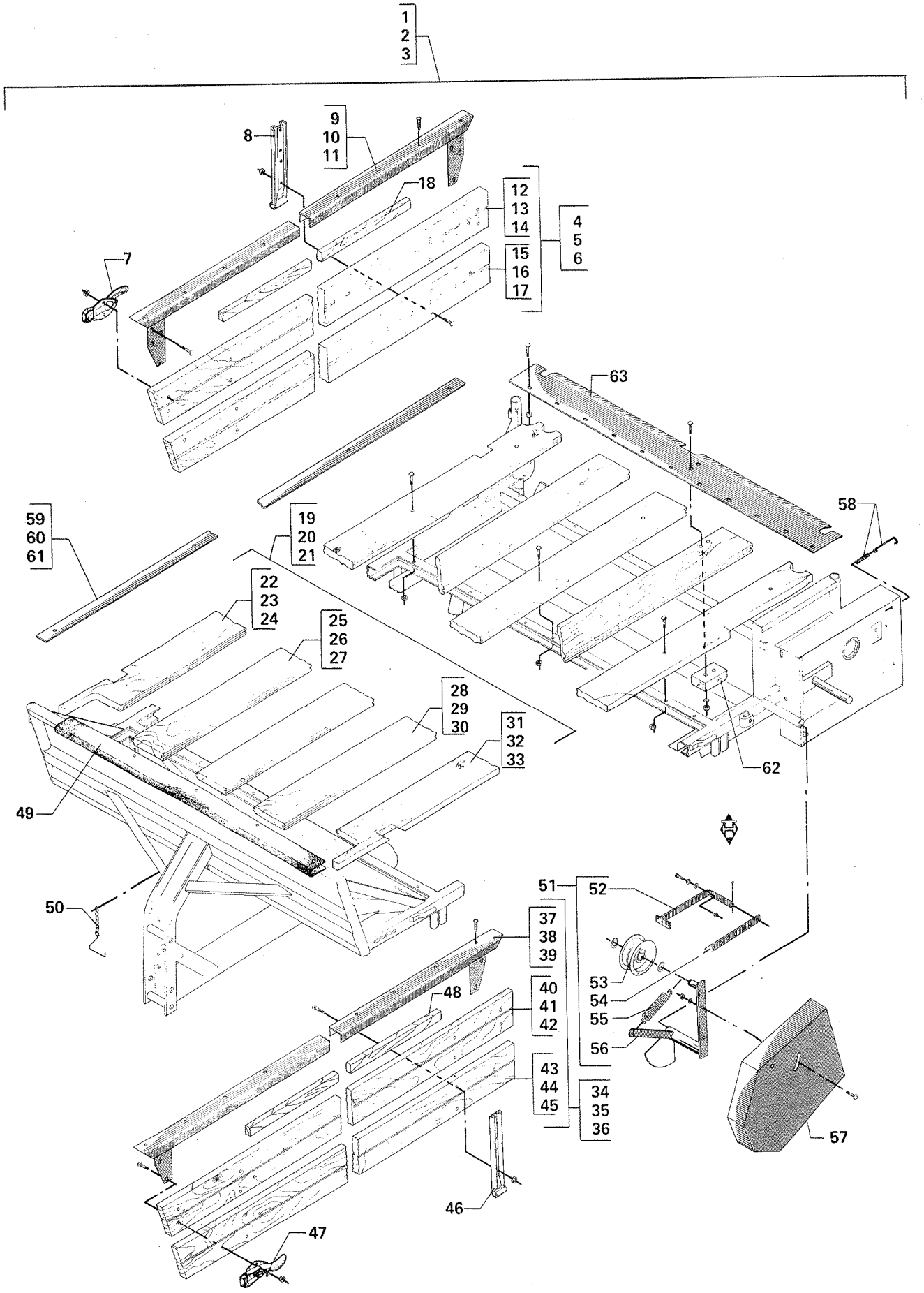
1
2
3
8
9
10
11
18
12
13
14
4
5
6
15
16
17
7
63
59
60
61
19
20
21
58
22
23
24
25
26
27
28
29
30
31
32
33
62
49
50
51
52
37
38
39
53
54
55
56
40
41
42
48
43
44
45
34
35
36
57
46
47

| POS. | NUMMER | AV30 3000 | AV40 4000 | AV50 5000 | AV 6000 | BETEGNELSE BEZEICHNUNG | DESIGNATION | HERTIL,DAZU, TO THIS,A CECI: | |
|---|---|---|---|---|---|---|---|---|---|
| 1 | 3133-423B | 1 | - | - | - | Vognkasse (kun brædder)<br>Wagenkasten (nur Bretter) | Trailer board (only boards)<br>Rehausse (planches seulement) | 1215-2424 M 8x45<br>1220-2122 M 8 | 61<br>61 |
| 2 | 3133-424A | - | 1 | - | - | Vognkasse (kun brædder)<br>Wagenkasten (nur Bretter) | Trailer board (only boards)<br>Rehausse (planches seulement) | 1215-2424 M 8x45<br>1220-2122 M 8 | 61<br>61 |
| 3 | 3133-425A | - | - | 1 | 1 | Vognkasse (kun brædder)<br>Wagenkasten (nur Bretter) | Trailer board (only boards)<br>Rehausse (planches seulement) | 1215-2424 M 8x45<br>1220-2122 M 8 | 61<br>61 |
| 4 | 3133-440A | 1 | - | - | - | Side, samlet, højre<br>Seite, gesammelt, rechts | Side, assembling, right<br>Ridelle assemblée droite | | |
| 5 | 3133-441A | - | 1 | - | - | Side, samlet, højre<br>Seite, gesammelt, rechts | Side, assembling, right<br>Ridelle assemblée droite | | |
| 6 | 3133-444A | - | - | 1 | 1 | Side, samlet, højre<br>Seite, gesammelt, rechts | Side, assembling, right<br>Ridelle assemblée droite | | |
| 7 | 3133-467x | 2 | - | - | - | Lukkebeslag<br>Verschliessbeschlag | Locking clamp<br>Verrou | 1215-2423 M 8x45<br>1220-2121 M 8 | 3<br>3 |
| 8 | 2133-057x | 3 | 3 | 3 | 3 | Hængsel<br>Scharnier | Hinge<br>Charnière | 1215-2423<br>1220-2121 | 4<br>4 |
| 9 | 3133-250A | 1 | - | - | - | Kantskinne<br>Kantenschiene | Edge rail<br>Fer U de ridelle | | |
| 10 | 3133-246A | - | 1 | - | - | Kantskinne<br>Kantenschiene | Edge rail<br>Fer U de ridelle | | |
| 11 | 3133-248A | - | - | 1 | 1 | Kantskinne<br>Kantenschiene | Edge rail<br>Fer U de ridelle | | |
| 12 | 2133-178A | 1 | - | - | - | Bræt, øverste<br>Brett, obere | Board, upper<br>Ridelle supérieure | | |
| 13 | 2133-166A | - | 1 | - | - | Bræt, øverste<br>Brett, obere | Board, upper<br>Ridelle supérieure | | |
| 14 | 2133-228A | - | - | 1 | 1 | Bræt, øverste<br>Brett, obere | Board, upper<br>Ridelle supérieure | | |
| 15 | 2133-177A | 1 | - | - | - | Bræt, nederste<br>Brett, untere | Board, lower<br>Ridelle inférieure | | |
| 16 | 2133-165A | - | 1 | - | - | Bræt, nederste<br>Brett, untere | Board, lower<br>Ridelle inférieure | | |
| 17 | 2133-229A | - | - | 1 | 1 | Bræt, nederste<br>Brett, untere | Board, lower<br>Ridelle inférieure | | |
| 18 | 2133-236x | - | 1 | 1 | 1 | Træliste<br>Holzliste | Wooden rail<br>Listeau en bois | | |
| 19 | 3133-240x | 1 | - | - | - | Bund samlet<br>Boden gesammelt | Bottom assembling<br>Fond assemblé | | |
| 20 | 3133-042x | - | 1 | - | - | Bund samlet<br>Boden gesammelt | Bottom assembling<br>Fond assemblé | | |
| 21 | 3133-043x | - | - | 1 | 1 | Bund samlet<br>Boden gesammelt | Bottom assembling<br>Fond assemblé | | |
| 22 | 2133-206A | 1 | - | - | - | Bundbræt, højre<br>Bodenbrett, recht | Bottom board, right<br>Ridelle droite | | |
| 23 | 2133-211A | - | 1 | - | - | Bundbræt, højre<br>Bodenbrett, recht | Bottom board, right<br>Ridelle droite | | |
| 24 | 2133-227A | - | - | 1 | 1 | Bundbræt, højre<br>Bodenbrett, recht | Bottom board, right<br>Ridelle droite | | |
| 25 | 2133-209A | 3 | - | - | - | Bundbræt<br>Bodenbrett | Bottom board<br>Ridelle | | |
| 26 | 2133-214A | - | 3 | - | - | Bundbræt<br>Bodenbrett | Bottom board<br>Ridelle | | |
| 27 | 2133-233A | - | - | 3 | 3 | Bundbræt<br>Bodenbrett | Bottom board<br>Ridelle | | |
| 28 | 2133-210A | 6 | - | - | - | Bundbræt<br>Bodenbrett | Bottom board<br>Ridelle | | |
| 29 | 2133-215A | - | 6 | - | - | Bundbræt<br>Bodenbrett | Bottom board<br>Ridelle | | |
| 30 | 2133-232A | - | - | 6 | 6 | Bundbræt<br>Bodenbrett | Bottom board<br>Ridelle | | |
| 31 | 2133-239x | 1 | - | - | - | Bundbræt, venstre<br>Bodenbrett, linke | Bottom board, left<br>Ridelle gauche | | |
| 32 | 2133-221A | - | 1 | - | - | Bundbræt, venstre<br>Bodenbrett, linke | Bottom board, left<br>Ridelle gauche | | |
| 33 | 2133-235A | - | - | 1 | 1 | Bundbræt, venstre<br>Bodenbrett, linke | Bottom board, left<br>Ridelle gauche | | |
| 34 | 3133-241A | 1 | - | - | - | Side, samlet, venstre<br>Seite, gesammelt, linke | Side, assembling, left<br>Ridelle assemblée gauche | | |
| 35 | 3133-442A | - | 1 | - | - | Side, samlet, venstre<br>Seite, gesammelt, linke | Side, assembling, left<br>Ridelle assemblée gauche | | |

Fig. 2

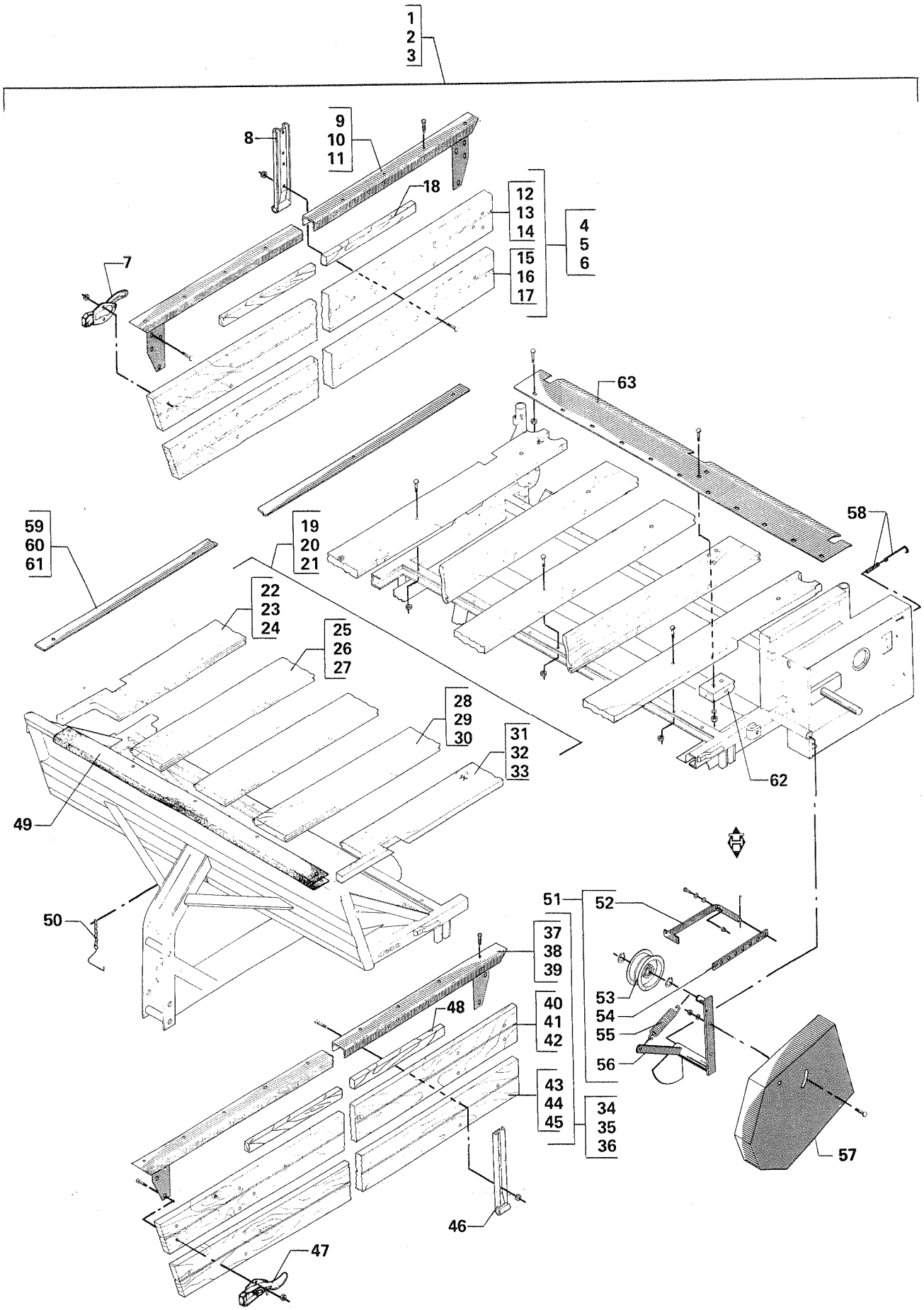
1
2
3
8
9
10
11
18
12
13
14
15
16
17
4
5
6
7
63
59
60
61
19
20
21
58
22
23
24
25
26
27
28
29
30
31
32
33
62
49
50
51
52
37
38
39
53
54
55
56
40
41
42
48
43
44
45
34
35
36
57
46
47

Fig. 2.

| POS. | NUMMER | AV30 3000 | AV40 4000 | AV50 5000 | AV 6000 | BETEGNELSE BEZEICHNUNG | DESIGNATION | HERTIL,DAZU, TO THIS,A CECI: | |
|---|---|---|---|---|---|---|---|---|---|
| 36 | 3133-445A | - | - | 1 | 1 | Side, samlet, venstre<br>Seite, gesammelt, linke | Side, assembling, left<br>Ridelle assemblée gauche | | |
| 37 | 3133-251A | 1 | - | - | - | Kantskinne<br>Kantenschiene | Edge rail<br>Fer U de ridelle | | |
| 38 | 3133-245A | - | 1 | - | - | Kantskinne<br>Kantenschiene | Edge rail<br>Fer U de ridelle | | |
| 39 | 3133-249A | - | - | 1 | 1 | Kantskinne<br>Kantenschiene | Edge rail<br>Fer U de ridelle | | |
| 40 | 2133-242x | 1 | - | - | - | Bræt, øverste<br>Brett, obere | Board, upper<br>Ridelle supérieure | | |
| 41 | 2133-219A | - | 1 | - | - | Bræt, øverste<br>Brett, obere | Board, upper<br>Ridelle supérieure | | |
| 42 | 2133-228A | - | - | 1 | 1 | Bræt, øverste<br>Brett, obere | Board, upper<br>Ridelle supérieure | | |
| 43 | 2133-243x | 1 | - | - | - | Bræt, nederste<br>Brett, untere | Board, lower<br>Ridelle inférieure | | |
| 44 | 2133-220A | - | 1 | - | - | Bræt, nederste<br>Brett, untere | Board, lower<br>Ridelle inférieure | | |
| 45 | 2133-229A | - | - | 1 | 1 | Bræt, nederste<br>Brett, untere | Board, lower<br>Ridelle inférieure | | |
| 46 | 2133-057x | 3 | 3 | 3 | 3 | Hængsel<br>Scharnier | Hinge<br>Charnière | | |
| 47 | 3133-467x | 2 | 2 | 2 | 2 | Lukkebeslag<br>Verschliessbeschlag | Locking clamp<br>Verrou | 1215-2423 M 8x45<br>1220-2121 M 8 | 3<br>3 |
| 48 | 2133-236x | - | 1 | 1 | 1 | Træliste<br>Holzliste | Wooden rail<br>Listeau en bois | | |
| 49 | 2133-064A | 1 | 1 | 1 | 1 | U-stykke<br>U-Stück | U-piece<br>Pièce en U | | |
| 50 | 3132-430x | 1 | 1 | 1 | 1 | Krog<br>Haken | Hook<br>Chrochet | | |
| 51 | 3131-689A | 1 | 1 | 1 | 1 | Remstrammer<br>Riemenspanner | Belt tightener<br>Tendeur de chaîne | | |
| 52 | 3231-410x | 1 | 1 | 1 | 1 | Indstillingsstang<br>Einstellstange | Adjustment rod<br>Barre de réglage | 1434-0107<br>1254-2101 4 mm | 2<br>1 |
| 53 | 1413-2301 | 1 | 1 | 1 | 1 | Strammerulle<br>Spannrolle | Tightening roller<br>Galet de tendeur | | |
| 54 | 2231-414x | 1 | 1 | 1 | 1 | Trækstange<br>Zugstange | Drawbar<br>Bâti | | |
| 55 | 1432-4498 | 1 | 1 | 1 | 1 | Trækfjeder<br>Zugfeder | Tension spring<br>Ressort de tension | | |
| 56 | 3231-417A | 1 | 1 | 1 | 1 | Remstrammer<br>Riemenspanner | Belt tightener<br>Tendeur de chaîne | | |
| 57 | 3234-378x | 1 | 1 | 1 | 1 | Skærm<br>Schutz | Guard<br>Protection | | |
| 58 | 3132-027x | 2 | 2 | 2 | 2 | Krog f. gearkasse<br>Haken f. Getriebekasten | Hook for gearbox<br>Chrochet de boîte des vitesse | | |

Kun for - Nur für - Only for - Seulement pour:

| | | 3000 | 4000 | 5000 | 6000 | | | | |
|---|---|---|---|---|---|---|---|---|---|
| 59 | 2132-615x | 2 | - | - | - | Bundskinne<br>Bodenschiene | Bottom rail<br>Fer de fond | 1216-2424 8x45 | 6 |
| 60 | 2133-254x | - | 2 | - | - | Bundskinne<br>Bodenschiene | Bottom rail<br>Fer de fond | 1216-2424 8x45 | 6 |
| 61 | 2133-255x | - | - | 2 | 2 | Bundskinne<br>Bodenschiene | Bottom rail<br>Fer de fond | 1216-2424 8x45 | 6 |
| 62 | 2132-608x | 1 | 1 | 1 | 1 | Stopklods<br>Prellklotz | Stop bloc<br>Bloc d'arrêt | 1215-3624 M 10x65<br>1220-3321 M 10 | 2<br>2 |
| 63 | 2132-553x | 1 | 1 | 1 | 1 | Bundplade<br>Bodenplatte | Bottom plate<br>Plaque de fond | | |

Fig. 3

VINKELTRÆK AV 30-40-50
WINKELGETRIEBE AV 30-40-50

BEVEL GEAR AV 30-40-50
RENVOI D'ANGLE AV 30-40-50

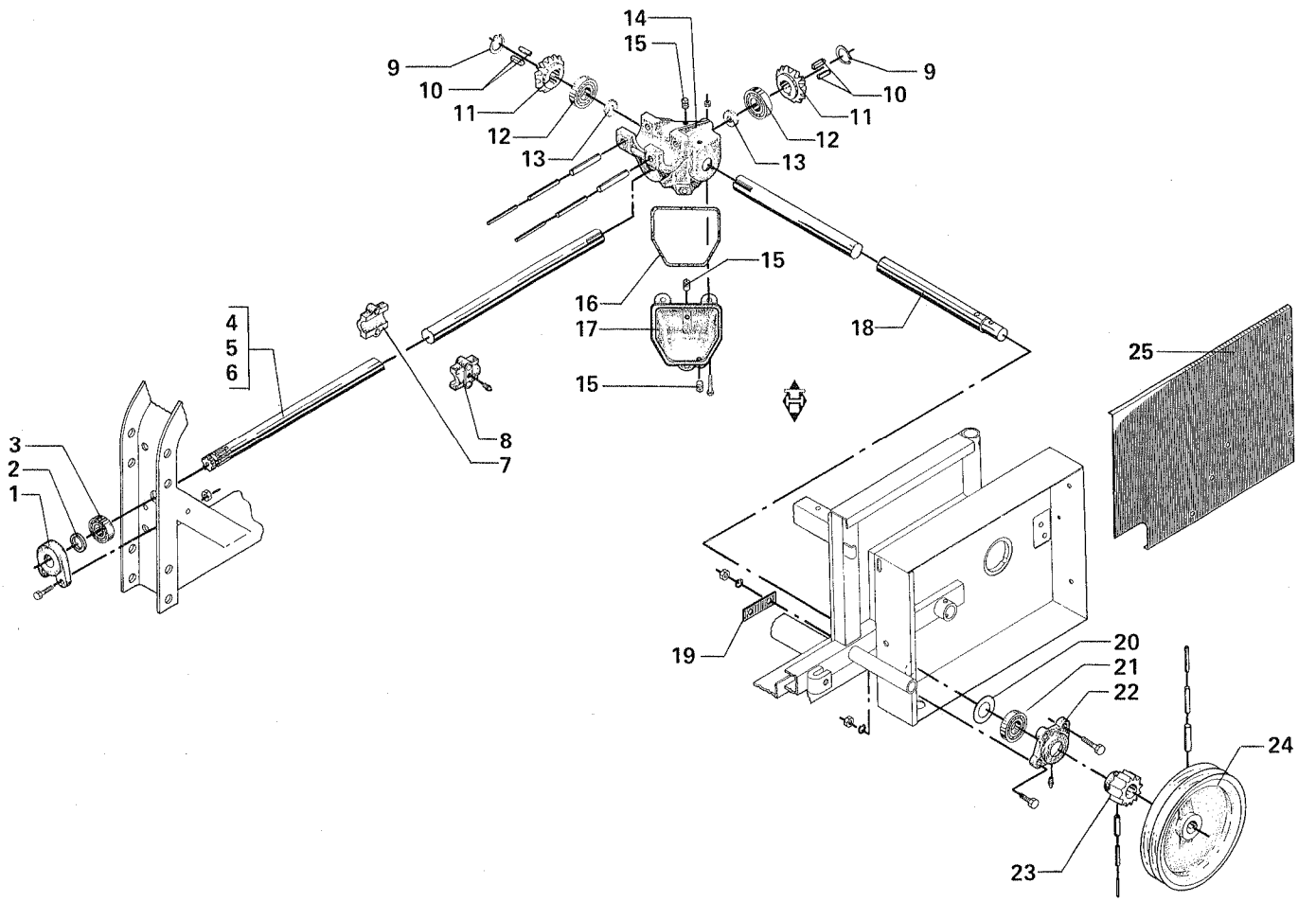

| POS. | NUMMER | AV30 | AV40 | AV50 | BETEGNELSE BEZEICHNUNG | DESIGNATION | HERTIL,DAZU, TO THIS,A CECI: | |
|---|---|---|---|---|---|---|---|---|
| 1 | 2132-023x | 1 | 1 | 1 | Lejehus, forreste<br>Lagergehäuse, vordere | Front bearing housing<br>Boîtier avant | 1212-4323 M 12x35<br>1220-4121 M 12<br>1313-2101 H2S 6 mm | 2<br>2<br>1 |
| 2 | 1339-3301 | 2 | 2 | 2 | Filtring<br>Filzring | Felt ring<br>Rondelle de feutre | | |
| 3 | 1331-2103 | 1 | 1 | 1 | Kugleleje<br>Kugellager | Ball bearing<br>Roulement | | |
| 4 | 2132-519x | 1 | - | - | Kardanaksel<br>Kardanwelle | Transmission shaft<br>Arbre de commande | | |
| 5 | 2132-164B | - | 1 | - | Kardanaksel<br>Kardanwelle | Transmission shaft<br>Arbre de commande | | |
| 6 | 2132-181x | - | - | 1 | Kardanaksel<br>Kardanwelle | Transmission shaft<br>Arbre de commande | | |
| 7 | 1337-2498 | 2 | 2 | 2 | Samleleje<br>Sammellager | Bearing<br>Roulement | 1211-3227 M 10x65<br>1220-3121 M 10 | 2<br>2 |
| 8 | 1337-2499 | 2 | 2 | 2 | Samleleje<br>Sammellager | Bearing<br>Roulement | 1313-1401 H1R | 1 |
| 9 | 1255-2204 | 2 | 2 | 2 | Låsering<br>Schliessring | Lock ring<br>Circlip | | |
| 10 | 2132-184x | 4 | 4 | 4 | Kile<br>Keil | Key<br>Clavette | | |
| 11 | 1112-0105 | 2 | 2 | 2 | Tandhjul<br>Zahnrad | Sprocket wheel<br>Pignon à chaîne | | |
| 12 | 1331-3103 | 2 | 2 | 2 | Kugleleje<br>Kugellager | Ball bearing<br>Roulement | | |
| 13 | 1332-2201 | 2 | 2 | 2 | Simmerring<br>Simmerring | Oil seal<br>Joint spi | | |
| 14 | 2132-162x | 1 | 1 | 1 | Vinkeltrækhus<br>Winkelgetriebegehäuse | Bevel gear housing<br>Boîtier de renvoi d'angle | 1251-7804 13x100<br>1251-5804 8x100 | 2<br>2 |
| 15 | 1311-2201 | 3 | 3 | 3 | Prop<br>Rohrverschluss | Plug<br>Bouchon | | |
| 16 | 1191-0101 | 1 | 1 | 1 | Talgpakning<br>Talgdichtung | Tallow packing<br>Garniture suiffée | | |
| 17 | 2132-163x | 1 | 1 | 1 | Dæksel<br>Deckel | Cover<br>Couvercle | 1211-2122 M 8x35<br>1220-2122 M 8 | 3<br>3 |
| 18 | 2132-165D | 1 | 1 | 1 | Tværaksel<br>Querwelle | Tansverse shaft<br>Arbre transversal | | |
| 19 | 2132-189x | 1 | 1 | 1 | Underlagsplade<br>Unterlageplatte | Base plate<br>Plaque support | | |
| 20 | 2132-190x | 1 | 1 | 1 | Tætningsskive<br>Dichtungsscheibe | Tightening washer<br>Rondelle d'étanchéité | | |
| 21 | 1331-2104 | 1 | 1 | 1 | Kugleleje<br>Kugellager | Ball bearing<br>Roulement | | |
| 22 | 2132-067x | 1 | 1 | 1 | Lejehus<br>Lagergehäuse | Bearing housing<br>Boîtier de roulement | 1213-4321 M 12x30<br>1214-4125 M 12x45<br>1220-4121 M 12 | 1<br>2<br>3 |
| 23 | 2132-066x | 1 | 1 | 1 | Tandhjul<br>Zahnrad | Sprocket wheel<br>Pignon à chaîne | 1251-6401 10x50<br>1251-4401 6x50<br>1251-1401 3,5x50 | 1<br>1<br>1 |
| 24 | 2132-170B | 1 | 1 | 1 | Remskive<br>Riemenscheibe | Pulley<br>Poulie | 1251-7502 12x65<br>1251-5502 7x65<br>1251-2502 4x65 | 1<br>1<br>1 |
| 25 | 2132-156A | 1 | 1 | 1 | Dæksel<br>Deckel | Cover<br>Couvercle | | |

Fig. 4

VINKELTRÆK AV 3000-4000-5000-6000
WINKELGETRIEBE AV 3000-4000-5000-6000

BEVEL GEAR AV 3000-4000-5000-6000
RENVOI D'ANGLE AV 3000-4000-5000-6000

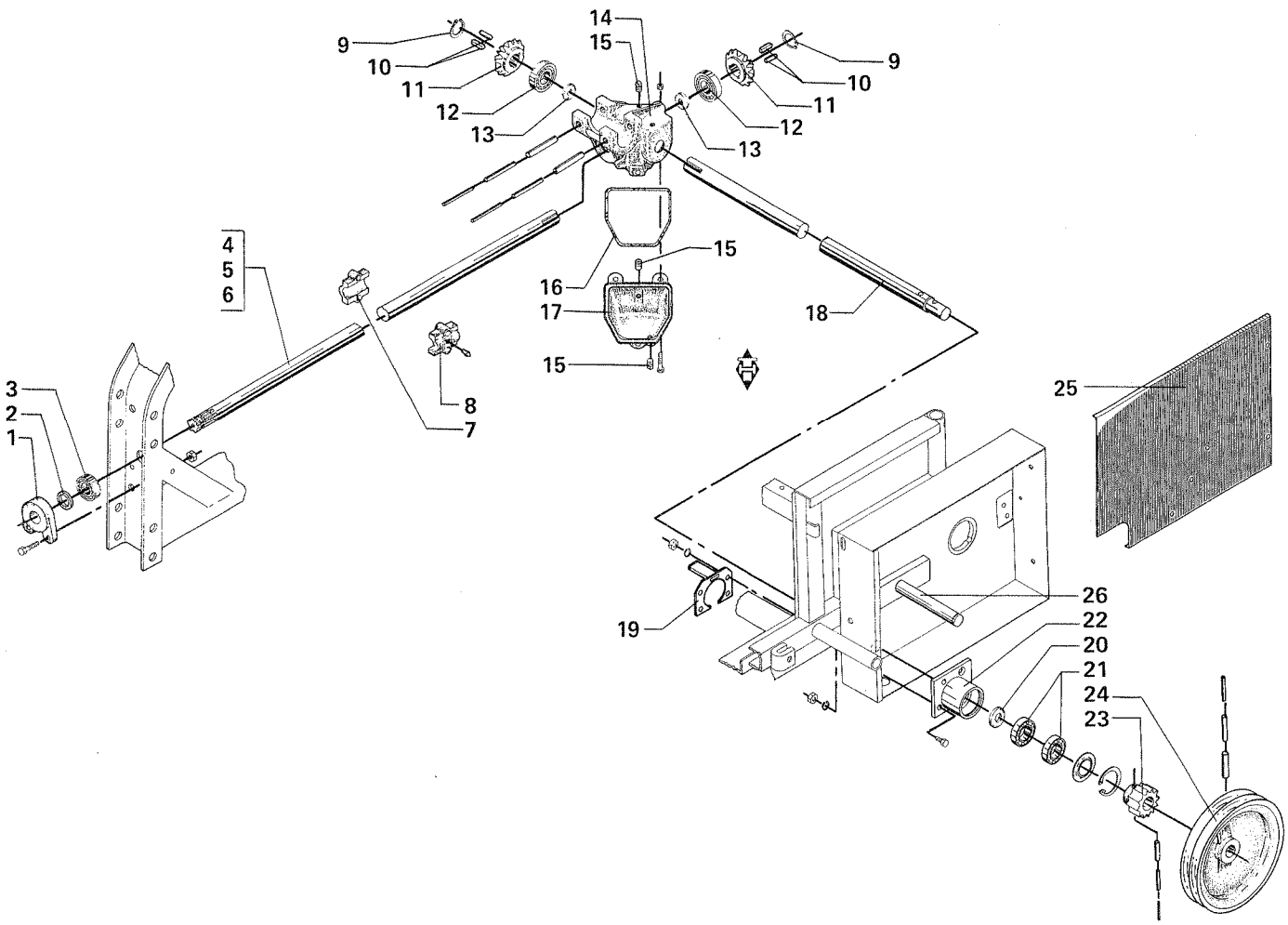

| POS. | NUMMER | AV 3000 | AV 4000 | AV 5000 | AV 6000 | BETEGNELSE BEZEICHNUNG | DESIGNATION | HERTIL,DAZU, TO THIS,A CECI: | |
|---|---|---|---|---|---|---|---|---|---|
| 1 | 2132-023x | 1 | 1 | 1 | 1 | Lejehus, forreste<br>Lagergehäuse, vordere | Front bearing housing<br>Boîtier avant | 1212-4323 M 12x35<br>1220-4121 M 12<br>1313-2101 H2S 6 mm | 2<br>2<br>1 |
| 2 | 1339-3301 | 2 | 2 | 2 | 2 | Filtring<br>Filzring | Felt ring<br>Rondelle de feutre | | |
| 3 | 1331-2103 | 1 | 1 | 1 | 1 | Kugleleje<br>Kugellager | Ball bearing<br>Roulement | | |
| 4 | 2132-519x | 1 | - | - | - | Kardanaksel<br>Kardanwelle | Transmission shaft<br>Arbre de commande | | |
| 5 | 2132-164B | - | 1 | - | - | Kardanaksel<br>Kardanwelle | Transmission shaft<br>Arbre de commande | | |
| 6 | 2132-181x | - | - | 1 | 1 | Kardanaksel<br>Kardanwelle | Transmission shaft<br>Arbre de commande | | |
| 7 | 1337-2498 | 2 | 2 | 2 | 2 | Samleleje<br>Sammellager | Bearing<br>Roulement | 1211-3227 M 10x65<br>1220-3121 M 10 | 2<br>2 |
| 8 | 1337-2499 | 2 | 2 | 2 | 2 | Samleleje<br>Sammellager | Bearing<br>Roulement | 1313-1401 H1R | 1 |
| 9 | 1255-2204 | 2 | 2 | 2 | 2 | Låsering<br>Schliessring | Lock ring<br>Circlip | | |
| 10 | 2132-184x | 4 | 4 | 4 | 4 | Kile<br>Keil | Key<br>Clavette | | |
| 11 | 1112-0105 | 2 | 2 | 2 | 2 | Tandhjul<br>Zahnrad | Sprocket wheel<br>Pignon à chaîne | | |
| 12 | 1331-3103 | 2 | 2 | 2 | 2 | Kugleleje<br>Kugellager | Ball bearing<br>Roulement | | |
| 13 | 1332-2201 | 2 | 2 | 2 | 2 | Simmerring<br>Simmerring | Oil seal<br>Joint spi | | |
| 14 | 2132-162x | 1 | 1 | 1 | 1 | Vinkeltrækhus<br>Winkelgetriebegehäuse | Bevel gear housing<br>Boîtier de renvoi d'angle | 1251-7804 13x100<br>1251-5804 8x100 | 2<br>2 |
| 15 | 1311-2201 | 3 | 3 | 3 | 3 | Prop<br>Rohrverschluss | Plug<br>Bouchon | | |
| 16 | 1191-0101 | 1 | 1 | 1 | 1 | Talgpakning<br>Talgdichtung | Tallow packing<br>Garniture suiffée | | |
| 17 | 2132-163x | 1 | 1 | 1 | 1 | Dæksel<br>Deckel | Cover<br>Couvercle | 1211-2122 M 8x35<br>1220-2122 M 8 | 3<br>3 |
| 18 | 2132-576B | 1 | 1 | 1 | 1 | Tværaksel<br>Querwelle | Tansverse shaft<br>Arbre transversal | | |
| 19 | 3131-735x | 1 | 1 | 1 | 1 | Støtteplade<br>Stützplatte | Support plate<br>Plaque support | | |
| 20 | 2132-190x | 1 | 1 | 1 | 1 | Tætningsskive<br>Dichtungsscheibe | Tightening washer<br>Rondelle d'étanchéité | | |
| 21 | 1331-2104 | 2 | 2 | 2 | 2 | Kugleleje<br>Kugellager | Ball bearing<br>Roulement | | |
| 22 | 3131-731x | 1 | 1 | 1 | 1 | Lejehus<br>Lagergehäuse | Bearing housing<br>Boîtier de roulement | 1213-4321 M 12x30<br>1214-4125 M 12x45<br>1220-4121 M 12<br>1255-5102 I 62 | 1<br>2<br>3<br>1 |
| 23 | 2132-621x | 1 | 1 | 1 | 1 | Tandhjul<br>Zahnrad | Sprocket wheel<br>Pignon à chaîne | 1251-6401 10x50<br>1251-4401 6x50<br>1251-1401 3,5x50 | 1<br>1<br>1 |
| 24 | 2132-170B | 1 | 1 | 1 | 1 | Remskive<br>Riemenscheibe | Pulley<br>Poulie | 1251-7502 12x65<br>1251-5502 7x65<br>1251-2502 4x65 | 1<br>1<br>1 |
| 25 | 2132-646x | 1 | 1 | 1 | 1 | Dæksel<br>Deckel | Cover<br>Couvercle | | |
| 26 | 2132-698x | 1 | 1 | 1 | 1 | Mellemaksel<br>Zwischenwelle | Intermediate shaft<br>Arbre intermédiaire | | |

Fig. 5

BUNDKÆDEFREMTRÆK AV 30-40-50
FORDERKETTENVORSCHUB AV 30-40-50

FORWARD MOTION OF CONVEYOR CHAIN AV 30-40-50
TRACTION EN AVANT DE CONVOYEUR A CHAINES AV 30-40-50

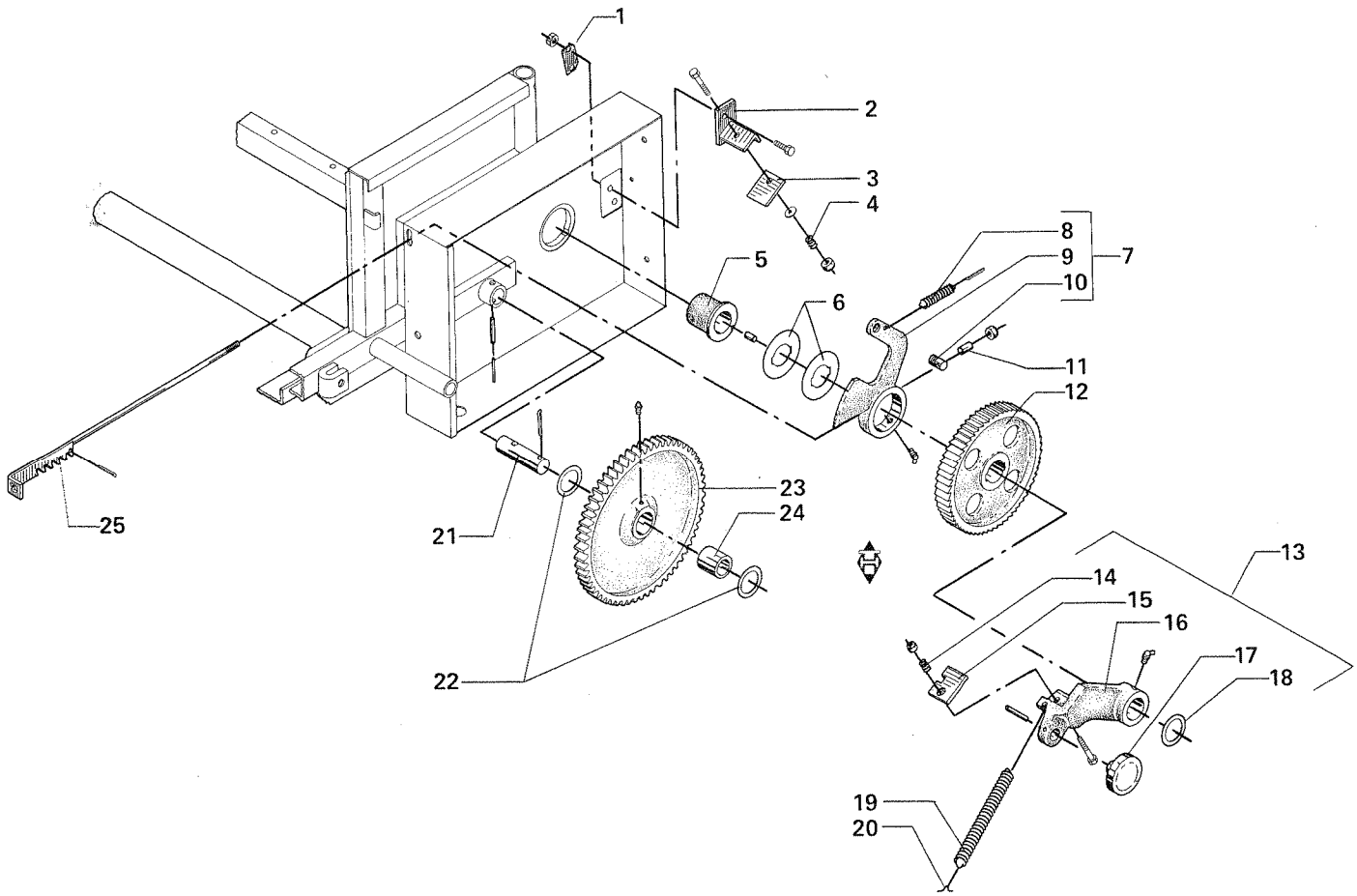

| POS. | NUMMER | AV30 | AV40 | AV50 | BETEGNELSE BEZEICHNUNG DESIGNATION | HERTIL,DAZU, TO THIS,A CECI: | |
|---|---|---|---|---|---|---|---|
| 1 | 2132-159x | 1 | 1 | 1 | Underlagsplade<br>Unterlageplatte<br>Base plate<br>Plaque support | | |
| 2 | 3132-003x | 1 | 1 | 1 | Palholder<br>Sperrklinkenhalter<br>Pawl holder<br>Support de cliquet | 1213-4321 M 12x30<br>1220-4121 M 12 | 2<br>2 |
| 3 | 2132-178x | 1 | 1 | 1 | Holdepal<br>Sperrklinke<br>Retaining pawl<br>Cliquet d'arrêt | 1214-3221 M 10x50<br>1220-3321 M 10 | 1<br>1 |
| 4 | 1431-2199 | 1 | 1 | 1 | Trykfjeder<br>Druckfeder<br>Compression spring<br>Ressort de pression | | |
| 5 | 2133-063x | 1 | 1 | 1 | Lejebøsning<br>Lagerbuchse<br>Bearing bush<br>Palier | 1251-5105 8x20<br>1313-2401 H2R 1/8" | 1<br>1 |
| 6 | 2133-061x | 2 | 2 | 2 | Stopskive<br>Stoppscheibe<br>Stopdisc<br>Disque d'arrêt | | |
| 7 | 3132-413x | 1 | 1 | 1 | Styreskive samlet<br>Steuerungsscheibe gesammelt<br>Guiding disc assembling<br>Disque de guidage assemblé | | |
| 8 | 1432-2299 | 1 | 1 | 1 | Trækfjeder<br>Zugfeder<br>Tension spring<br>Ressort de tension | | |
| 9 | 2132-018A | 1 | 1 | 1 | Styreskive<br>Steuerungsscheibe<br>Guiding disc<br>Disque de guidage | 1313-2401 H2R 1/8" | 1 |
| 10 | 2132-019A | 1 | 1 | 1 | Medbringertap<br>Mitnehmerzapfen<br>Driving stud<br>Cheville | | |
| 11 | 2132-068x | 4 | 4 | 4 | Afstandsrør<br>Distanzrohr<br>Distance tube<br>Tube d'espacement | | |
| 12 | 2132-179x | 1 | 1 | 1 | Palhjul<br>Sperrad<br>Ratchet wheel<br>Roue à cliquet | | |
| 13 | 3132-400A | 1 | 1 | 1 | Vippearm samlet<br>Kipphebel gesammelt<br>Rocker arm assembling<br>Levier à cliquet assemblé | | |
| 14 | 1431-2199 | 1 | 1 | 1 | Trykfjeder<br>Druckfeder<br>Compression spring<br>Ressort de pression | | |
| 15 | 2132-177x | 1 | 1 | 1 | Fremføringspal<br>Vorschubklinke<br>Feeding pawl<br>Cliquet de poussée | 1214-3125 M 10x45<br>1220-3321 M 10 | 1<br>1 |
| 16 | 2132-017x | 1 | 1 | 1 | Vippearm<br>Kipphebel<br>Rocker arm<br>Levier à cliquet | 1313-2401 H2R 1/8" | 1 |
| 17 | 1331-9999 | 1 | 1 | 1 | Kugleleje<br>Kugellager<br>Ball bearing<br>Roulement | 1251-4304 6,5x45 | 1 |
| 18 | 1241-9401 | 1 | 1 | 1 | Spændeskive<br>Spannscheibe<br>Tightening washer<br>Rondelle | | |
| 19 | 1432-2397 | 1 | 1 | 1 | Trækfjeder<br>Zugfeder<br>Tension spring<br>Ressort de tension | | |
| 20 | 2132-175x | 1 | 1 | 1 | Fjederholder<br>Federhalterung<br>Spring holder<br>Support de ressort | | |
| 21 | 2132-174x | 1 | 1 | 1 | Mellemaksel<br>Zwischenwelle<br>Counter shaft<br>Arbre d'embrayage | 1251-6302 10x45<br>1251-4302 6x45 | 1<br>1 |
| 22 | 1241-7105 | 1 | 1 | 1 | Spændeskive<br>Spannscheibe<br>Tightening washer<br>Rondelle | | |
| | 1241-7305 | 1 | 1 | 1 | Spændeskive<br>Spannscheibe<br>Tightening washer<br>Rondelle | | |
| | 1241-7401 | 1 | 1 | 1 | Spændeskive<br>Spannscheibe<br>Tightening washer<br>Rondelle | | |
| 23 | 3132-421x | 1 | 1 | 1 | Tandhjul med bøsning<br>Zahnrad mit Buchse<br>Sprocket wheel with bush<br>Pignon à chaîne avec douille | 1313-1101 H1S 6 mm | 1 |
| 24 | 1337-2399 | 1 | 1 | 1 | Sintermetalleje<br>Glissalager<br>Bearing "Glissa"<br>Palier "Glissa" | | |
| 25 | 3132-006x | 1 | 1 | 1 | Indstillingsstang<br>Einstellstange<br>Adjustment rod<br>Barre de réglage | | |

Fig. 6

BUNDKÆDEFREMTRÆK AV 3000 MED REVERSIBEL BUNDKÆDE
FORDERKETTENVORSCHUB AV 3000 MIT VOR- UND RUCKLAUF DER FORDERKETTE
FORWARD MOTION OF CONVEYOR CHAIN AV 3000 WITH REVERSIBLE CONVEYOR CHAIN
TRACTION EN AVANT DE CONVOYEUR A CHAINES AV 3000 AVEC CONVOYEUR A CHAINES AVEC INVERSEUR

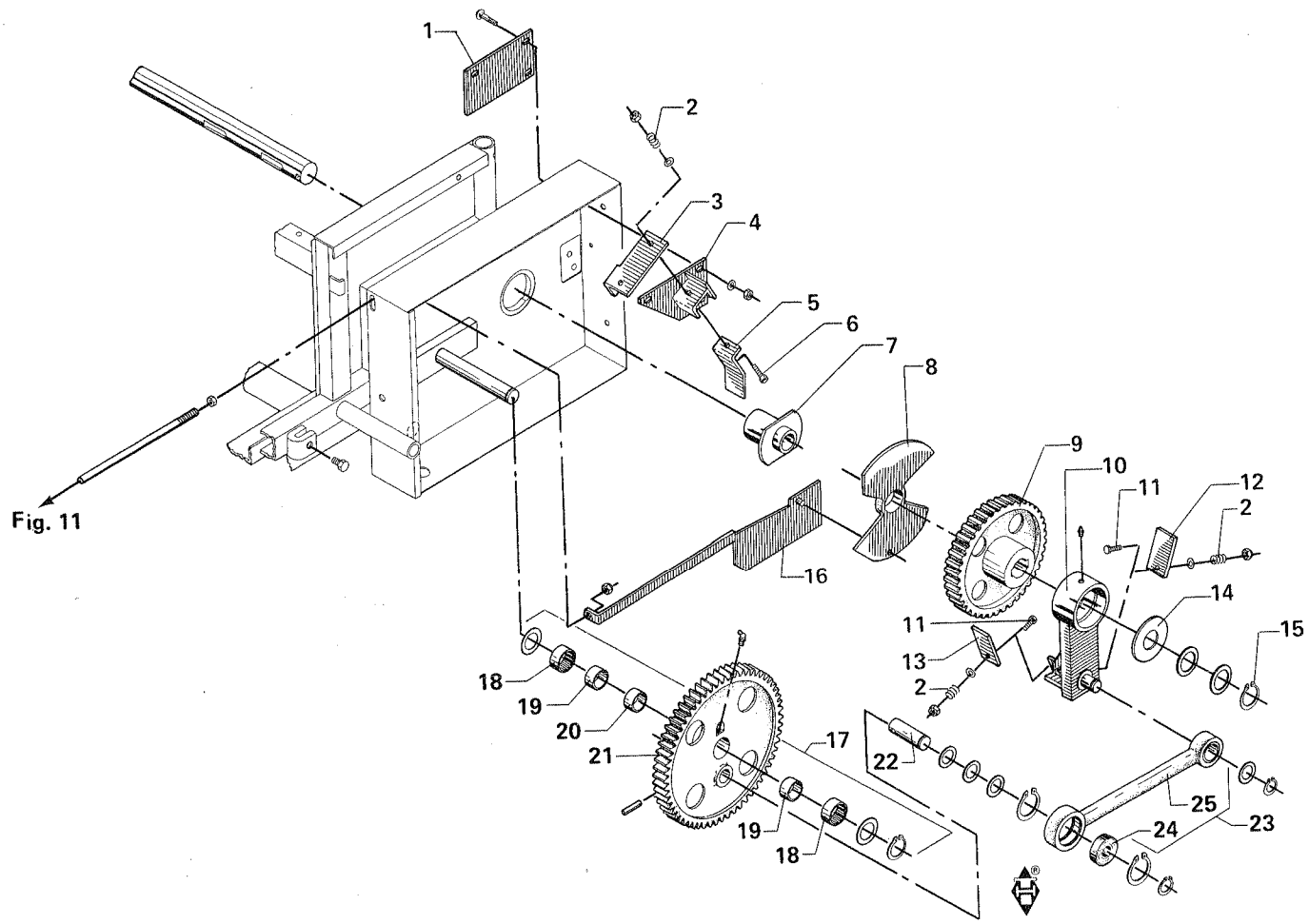

| POS. | NUMMER | AV 3000 | BETEGNELSE BEZEICHNUNG | DESIGNATION | HERTIL,DAZU, TO THIS,A CECI: | |
|---|---|---|---|---|---|---|
| 1 | 2132-567A | 1 | Spændeplade<br>Spannplatte | Tightening plate<br>Plaque de tendeur | 1215-3224 M 10x45<br>1220-3321 M 10 | 3<br>3 |
| 2 | 1431-2199 | 3 | Trykfjeder<br>Druckfeder | Compression spring<br>Ressort de pression | | |
| 3 | 3132-599x | 1 | Pal III<br>Sperrkegel III | Pawl III<br>Cliquet III | | |
| 4 | 3132-537x | 1 | Palholder<br>Sperrkegelhalterung | Support for pawl<br>Support de cliquet | | |
| 5 | 2132-564A | 1 | Pal<br>Sperrkegel | Pawl<br>Cliquet | | |
| 6 | 1214-3224 | 1 | Stålskrue<br>Stahlschraube | Steel screw<br>Vis d'acier | 1220-3321 M 10 | 1 |
| 7 | 3132-600x | 1 | Lejehus<br>Lagergehäuse | Bearing housing<br>Boîte de roulement | | |
| 8 | 2132-647x | 1 | Kurveskive<br>Kurvenscheibe | Cam disc<br>Disque-came | | |
| 9 | 2111-357A | 1 | Palhjul<br>Sperrad | Ratchet wheel<br>Roue à cliquet | | |
| 10 | 3132-530x | 1 | Vippearm<br>Kipphebel | Rocker arm<br>Levier à cliquet | 1255-3201 U 25 | 1 |
| 11 | 1214-3125 | 2 | Stålskrue<br>Stahlschraube | Steel screw<br>Vis d'acier | 1220-3321 M 10 | 1 |
| 12 | 2132-536x | 1 | Pal II<br>Sperrkegel II | Pawl II<br>Cliquet II | | |
| 13 | 2132-535x | 1 | Pal I<br>Sperrkegel I | Pawl I<br>Cliquet I | | |
| 14 | 2111-362x | 1 | Stopskive<br>Stoppscheibe | Stopdisc<br>Disque d'arrêt | | |
| 15 | 1255-4203 | 1 | Låsering<br>Schliessring | Lock ring<br>Circlip | | |
| 16 | 3132-524C | 1 | Indstillingsplade<br>Einstellplatte | Adjustment plate<br>Plaque de réglage | 1255-1204 U 12 | 1 |
| 17 | 3132-616A | 1 | Tandhjul med lejer<br>Zahnrad mit Lager | Sprocket wheel with bearings<br>Pignon à chaîne avec roulements | 1255-3202 U 35 | 1 |
| 18 | 1331-9997 | 2 | Rulleleje<br>Rollenlager | Roller bearing<br>Roulement à rouleau | | |
| 19 | 1331-9996 | 2 | Inderring<br>Innenring | Inner ring<br>Anneau intérieur | | |
| 20 | 2111-438x | 1 | Afstandsring<br>Distanzring | Distance ring<br>Anneau d'espacement | | |
| 21 | 2132-648x | 1 | Tandhjul<br>Zahnrad | Sprocket wheel<br>Pignon à chaîne | 1313-2401 H2R | 1 |
| 22 | 2132-614x | 1 | Plejlstangstap<br>Pleulstangszapfen | Pitman dowel<br>Cheville de bielle triangulaire | 1251-5404 8x55 | 1 |
| 23 | 3132-571x | 1 | Plejlstang samlet<br>Pleulstange gesammelt | Pitman assembling<br>Bielle triangulaire assemblée | 1255-5102 I 62 | 2 |
| 24 | 1331-3303 | 1 | Kugleleje<br>Kugellager | Ball bearing<br>Roulement | | |
| 25 | 3132-594x | 1 | Plejlstang<br>Pleulstange | Pitman<br>Biell triangulaire | | |

Fig. 7

BUNDKÆDEFREMTRÆK AV 4000-5000-6000
FORDERKETTENVORSCHUB AV 4000-5000-6000

FORWARD MOTION OF CONVEYOR CHAIN AV 4000-5000-6000
TRACTION EN AVANT DE CONVOYEUR A CHAINES AV 4000-5000-6000

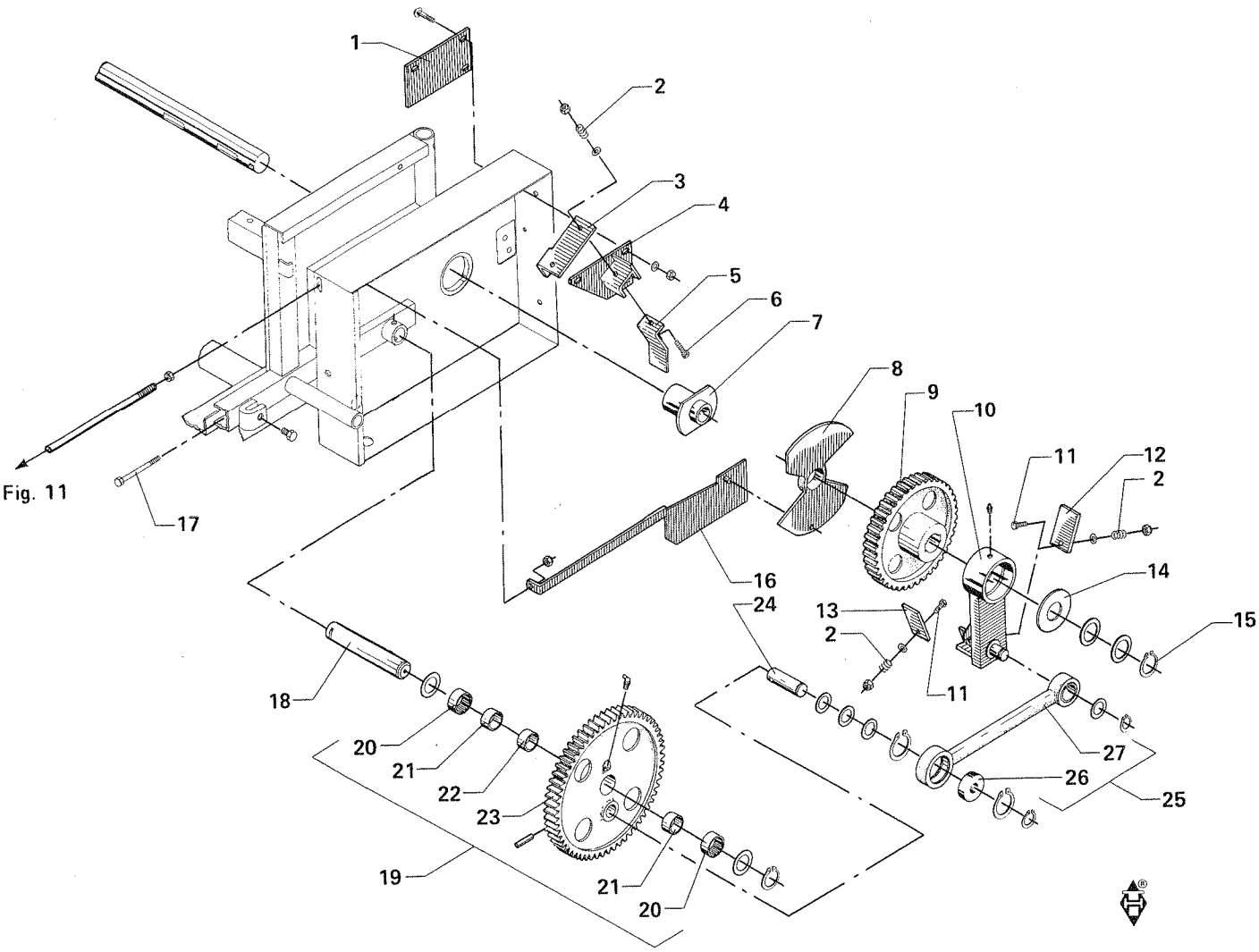


Fig. 11

| POS. | NUMMER | AV4000 | AV5000 | AV6000 | BETEGNELSE BEZEICHNUNG | DESIGNATION | HERTIL,DAZU, TO THIS,A CECI: | |
|---|---|---|---|---|---|---|---|---|
| 1 | 2132-567A | 1 | 1 | 1 | Spændeplade<br>Spannplatte | Tightening plate<br>Plaque de tendeur | 1215-3224 M 10x45<br>1220-3321 M 10 | 3<br>3 |
| 2 | 1431-2199 | 3 | 3 | 3 | Trykfjeder<br>Druckfeder | Compression spring<br>Ressort de pression | | |
| 3 | 3132-599x | 1 | 1 | 1 | Pal III<br>Sperrkegel III | Pawl III<br>Cliquet III | | |
| 4 | 3132-537A | 1 | 1 | 1 | Palholder<br>Sperrkegelhalterung | Support for pawl<br>Support de cliquet | | |
| 5 | 2132-564A | 1 | 1 | 1 | Pal<br>Sperrkegel | Pawl<br>Cliquet | | |
| 6 | 1214-3224 | 1 | 1 | 1 | Stålskrue<br>Stahlschraube | Steel screw<br>Vis d'acier | 1220-3321 M 10 | 1 |
| 7 | 3132-600x | 1 | 1 | 1 | Lejehus<br>Lagergehäuse | Bearing housing<br>Boîte de roulement | | |
| 8 | 2132-647x | 1 | 1 | 1 | Kurveskive<br>Kurvenscheibe | Cam disc<br>Disque-came | | |
| 9 | 2111-357A | 1 | 1 | 1 | Palhjul<br>Sperrad | Ratchet wheel<br>Roue à cliquet | | |
| 10 | 3132-530x | 1 | 1 | 1 | Vippearm<br>Kipphebel | Rocker arm<br>Levier à cliquet | 1255-3201 U 25 | 1 |
| 11 | 1214-3125 | 2 | 2 | 2 | Stålskrue<br>Stahlschraube | Steel screw<br>Vis d'acier | 1220-3321 M 10 | 1 |
| 12 | 2132-536x | 1 | 1 | 1 | Pal II<br>Sperrkegel II | Pawl II<br>Cliquet II | | |
| 13 | 2132-535x | 1 | 1 | 1 | Pal I<br>Sperrkegel I | Pawl I<br>Cliquet I | | |
| 14 | 2111-362x | 1 | 1 | 1 | Stopskive<br>Stoppscheibe | Stopdisc<br>Disque d'arrêt | | |
| 15 | 1255-4203 | 1 | 1 | 1 | Låsering<br>Schliessring | Lock ring<br>Circlip | | |
| 16 | 3132-524C | 1 | 1 | 1 | Indstillingsplade<br>Einstellplatte | Adjustment plate<br>Plaque de réglage | 1255-1204 U 12 | 1 |
| 17 | 2132-693x | 1 | 1 | 1 | Låsebolt<br>Schliessbolt | Lock bolt<br>Boulon d'arrêt | | |
| 18 | 2132-698x | 1 | 1 | 1 | Akseltap<br>Wellezapfen | Dowel shaft<br>Cheville d'arbre | 1255-3202 U 35 | 1 |
| 19 | 3132-616A | 1 | 1 | 1 | Tandhjul med lejer<br>Zahnrad mit Lager | Sprocket wheel with bearings<br>Pignon à chaîne avec roulements | | |
| 20 | 1331-9997 | 2 | 2 | 2 | Nåleleje<br>Rollenlager | Neadle bearing<br>Roulement à rouleau | | |
| 21 | 1331-9996 | 2 | 2 | 2 | Inderring<br>Innenring | Inner ring<br>Anneau intérieur | | |
| 22 | 2111-438x | 1 | 1 | 1 | Afstandsring<br>Distanzring | Distance ring<br>Anneau d'espacement | | |
| 23 | 2132-648x | 1 | 1 | 1 | Tandhjul<br>Zahnrad | Sprocket wheel<br>Pignon à chaîne | 1313-2401 H2R | 1 |
| 24 | 2132-614x | 1 | 1 | 1 | Plejlstangstap<br>Pleulstangszapfen | Pitman dowel<br>Cheville de bielle triangulaire | 1251-5404 8x55 | 1 |
| 25 | 3132-571x | 1 | 1 | 1 | Plejlstang samlet<br>Pleulstange gesammelt | Pitman assembling<br>Bielle triangulaire assemblée | 1255-5102 I 62 | 2 |
| 26 | 1331-3303 | 1 | 1 | 1 | Kugleleje<br>Kugellager | Ball bearing<br>Roulement | | |
| 27 | 3132-594x | 1 | 1 | 1 | Plejlstang<br>Pleulstange | Pitman<br>Biell triangulaire | | |

Fig. 8

BUNDKÆDEFREMTRÆK, HYDRAULISK AV 4000-5000-6000
FORDERKETTENVORSCHUB, HYDRAULISCHES SYSTEM AV 4000-5000-6000
FORWARD MOTION OF CONVEYOR CHAIN, HYDRAULIC SYSTEM AV 4000-5000-6000
TRACTION EN AVANT DE CONVOYEUR A CHAINES, SYSTEME HYDRAULIQUE AV 4000-5000-6000

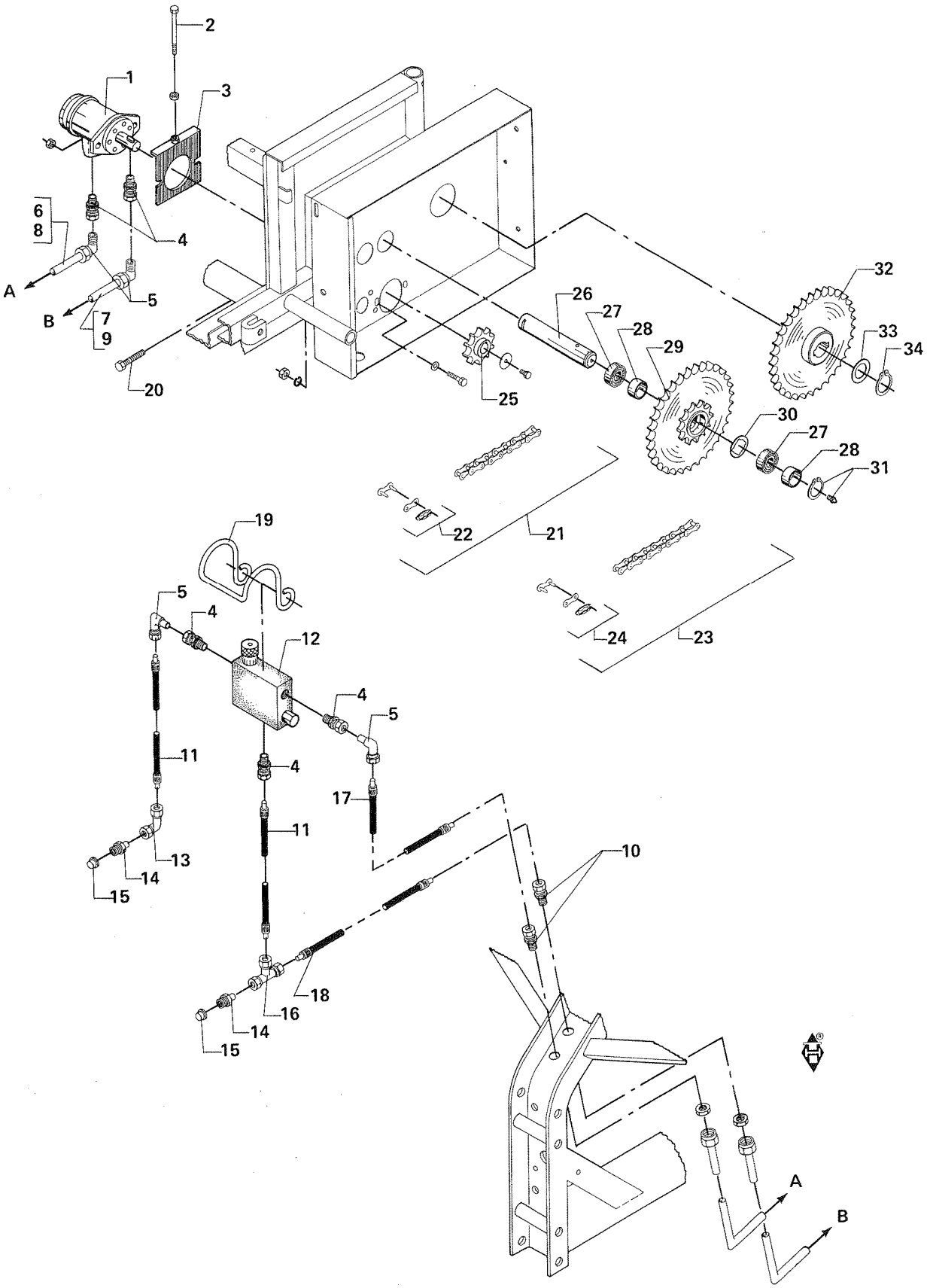

| POS. | NUMMER | AV4000 | AV5000 | AV6000 | BETEGNELSE BEZEICHNUNG | DESIGNATION | HERTIL,DAZU, TO THIS,A CECI: | |
|---|---|---|---|---|---|---|---|---|
| 1 | 1316-0110 | 1 | 1 | 1 | Oliemotor<br>Olmotor | Oil motor<br>Moteur d'huile | 1213-4422 M 12x40<br>1220-4321 M 12 | 2<br>2 |
| 2 | 1212-3722 | 1 | 1 | 1 | Stålsætskrue<br>Stahlsetzschraube | Steel set screw<br>Vis de blocage d'acier | 1220-3122 M 10 | 1 |
| 3 | 3132-695x | 1 | 1 | 1 | Strammeflange<br>Spannflansch | Tightening flange<br>Bride | | |
| 4 | 1311-8508 | 5 | 5 | 5 | Indskruningsforskruning<br>Einschraubung | Screw-in screw-joint<br>Raccord mâles à visser | | |
| 5 | 1311-8509 | 4 | 4 | 4 | Forskruning, stilbar<br>Einschraubung, verstellbar | Screwed connection, adjustable<br>Manchon fileté adjustable | | |
| 6 | 2131-743x | 1 | - | - | Olieledning<br>Olleitung | Oil piping<br>Pipeline | | |
| 7 | 2131-742x | 1 | - | - | Olieledning<br>Olleitung | Oil piping<br>Pipeline | | |
| 8 | 2131-740x | - | 1 | 1 | Olieledning<br>Olleitung | Oil piping<br>Pipeline | | |
| 9 | 2131-741x | - | 1 | 1 | Olieledning<br>Olleitung | Oil piping<br>Pipeline | | |
| 10 | 1311-8506 | 2 | 2 | 2 | Skotforskruning<br>Einschraubung | Screwed connection<br>Manchon fileté | | |
| 11 | 1317-0417 | 2 | 2 | 2 | Hydraulikslange<br>Hydraulikschlauch | Hydraulic hose<br>Tuyau hydraulique | | |
| 12 | 1317-0529 | 1 | 1 | 1 | Hastighedsregulator<br>Geschwindigkeitsregler | Speed covernor<br>Régulateur des vitesse | | |
| 13 | 1311-8522 | 1 | 1 | 1 | Vinkelforskruning<br>Winkeleinschraubung | Angular screwed connection<br>Manchon fileté d'angle | | |
| 14 | 1311-8605 | 2 | 2 | 2 | Rørstuds<br>Rohrstutzen | Pipe stub<br>Tubulure | | |
| 15 | 1165-0144 | 2 | 2 | 2 | Beskyttelseshætte<br>Schutzkappe | Protection hood<br>Chapeau de protection | | |
| 16 | 1311-8403 | 1 | 1 | 1 | T-stykke<br>T-Stück | T-piece<br>Pièce en T | | |
| 17 | 1317-0441 | 1 | 1 | 1 | Hydraulikslange<br>Hydraulikschlauch | Hydraulic hose<br>Tuyau hydraulique | | |
| 18 | 1317-0436 | 1 | 1 | 1 | Hydraulikslange<br>Hydraulikschlauch | Hydraulic hose<br>Tuyau hydraulique | | |
| 19 | 2111-788A | 1 | 1 | 1 | Ophængsbøjle<br>Aufhängebügel | Suspension hoop<br>Etrier de suspension | | |
| 20 | 2132-693x | 1 | 1 | 1 | Låsebolt<br>Verschliessbolzen | Lock bolt<br>Boulon d'arrêt | | |
| 21 | 1363-0133 | 1 | 1 | 1 | Rullekæde<br>Rollenkette | Roller chain<br>Chaîne à rouleau | | |
| 22 | 1363-9029 | 1 | 1 | 1 | Samleled<br>Zwischenglied | Joint link<br>Maillon de ressort | | |
| 23 | 1363-0134 | 1 | 1 | 1 | Rullekæde<br>Rollenkette | Roller chain<br>Chaîne à rouleau | | |
| 24 | 1363-9044 | 1 | 1 | 1 | Samleled<br>Zwischenglied | Joint link<br>Maillon de ressort | | |
| 25 | 2132-685x | 1 | 1 | 1 | Kædehjul<br>Kettenrad | Sprocket wheel<br>Pignon à chaîne | 1313-2222 M 18x20<br>1241-1502 | 1<br>1 |
| 26 | 2132-684x | 1 | 1 | 1 | Akseltap<br>Wellezapfen | Dowel for shaft<br>Tourillon | 1313-2401 H2R | 1 |
| 27 | 1331-9997 | 2 | 2 | 2 | Nåleleje<br>Nadellager | Needle bearing<br>Roulement à aiguilles | | |
| 28 | 1331-9996 | 2 | 2 | 2 | Inderring<br>Innenring | Inner ring<br>Anneau inférieur | | |
| 29 | 3132-689x | 1 | 1 | 1 | Mellemhjul<br>Zwischenrad | Intermediate wheel<br>Roue intermédiaire | | |
| 30 | 2111-758x | 2 | 2 | 2 | Afstandsskive<br>Distanzscheibe | Distance washer<br>Rondelle d'espacement | | |
| 31 | 1255-3202 | 1 | 1 | 1 | Låsering<br>Verschliessring | Lock ring<br>Anneau d'arrêt | | |
| 32 | 3132-692x | 1 | 1 | 1 | Mellemhjul<br>Zwischenrad | Intermediate wheel<br>Roue intermédiaire | | |
| 33 | 2111-470x | 1 | 1 | 1 | Tætningsskive<br>Dichtungsscheibe | Tightening washer<br>rondelle d'étanchéité | | |
| 34 | 1255-4203 | 1 | 1 | 1 | Låsering<br>Verschliessring | Lock ring<br>Anneau d'arrêt | | |

Fig. 9

BUNDKÆDESYSTEM, KOHLSWA 57
FORDERKETTENSYSTEM, KOHLSWA 57

CONVEYOR CHAIN SYSTEM, KOHLSWA 57
SYSTEME DE CONVOYEUR A CHAINES, KOHLSWA 57

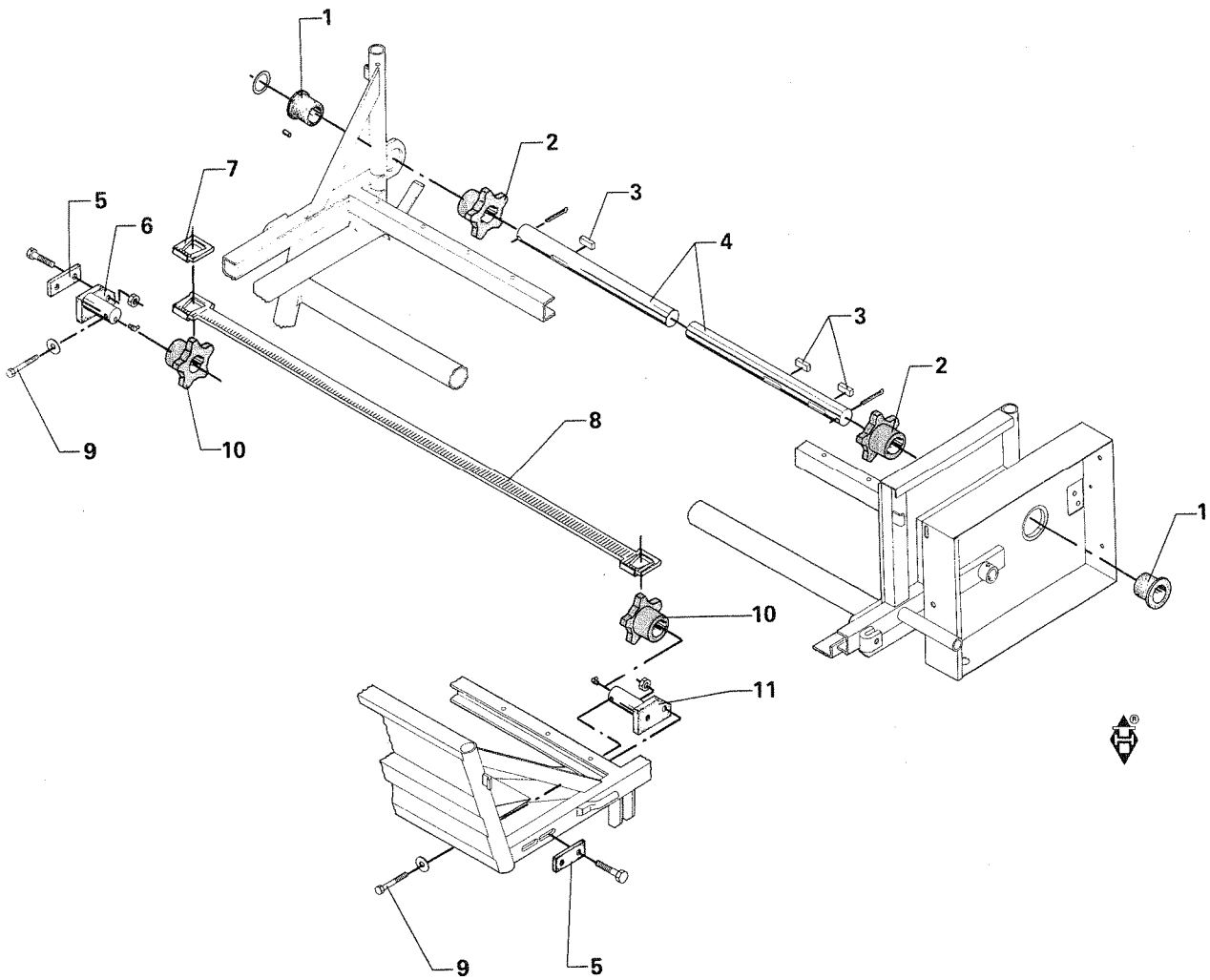

| POS. | NUMMER | AV30/ 3000 | BETEGNELSE BEZEICHNUNG | DESIGNATION | HERTIL,DAZU, TO THIS,A CECI: | |
|---|---|---|---|---|---|---|
| 1 | 2133-063x | 2 | Lejebøsning<br>Lagerbuchse | Bearing bush<br>Palier | 1251-5105 8x30<br>1313-1401 H1R | 1<br>1 |
| 2 | 2133-052x | 2 | Kædehjul K 57<br>Kettenrad K 57 | Sprocket wheel K 57<br>Pignon à chaîne K 57 | | |
| 3 | 2133-062x | 4 | Feder<br>Federkeil | Flat key<br>Clavette | | |
| 4 | 2133-060x | 1 | Kædeaksel<br>Kettenwelle | Chain shaft<br>Arbre de chaîne | | |
| 5 | 2133-184x | 2 | Spændestykke<br>Spannstück | Tightening piece<br>Pièce de serrage | | |
| 6 | 3133-260x | 1 | Kædestrammer, højre<br>Kettenspanner, recht | Chain tightener, right<br>Tendeur à chaîne droite | 1214-4223 M 12x50<br>1214-4323 M 12x75<br>1220-4121 M 12 | 1<br>1<br>1 |
| 7 | 2133-037x | 192 | Kædeled K 57<br>Kettenglied K 57 | Chain link 57 K<br>Maillon à chaîne K 57 | | |
| 8 | 3133-050A | 19 | Transportlamel K 57<br>Transportlamelle K 57 | Transport slat K 57<br>Barreau de transport K 57 | | |
| 9 | 1219-0707 | 2 | Strammebolt<br>Spannbolzen | Tightening bolt<br>Boulon à tendre | | |
| 10 | 2133-051x | 2 | Kædehjul K 57<br>Kettenrad K 57 | Sprocket wheel K 57<br>Pignon à chaîne K 57 | | |
| 11 | 3133-261x | 1 | Kædestrammer<br>Kettenspanner | Chain tightener<br>Tendeur à chaîne | Se,see,siehe, voir pos. 6 | |
| * | 3133-427x | 1 | Kæde samlet K 57<br>Kette gesammelt K 57 | Chain assembling K 57<br>Chaîne assemblé K 57 | | |

Fig. 10

BUNDKÆDESYSTEM, KOHLSWA 78
FORDERKETTENSYSTEM, KOHLSWA 78

CONVEYOR CHAIN SYSTEM, KOHLSWA 78
SYSTEME DE CONVOYEUR A CHAINES, KOHLSWA 78

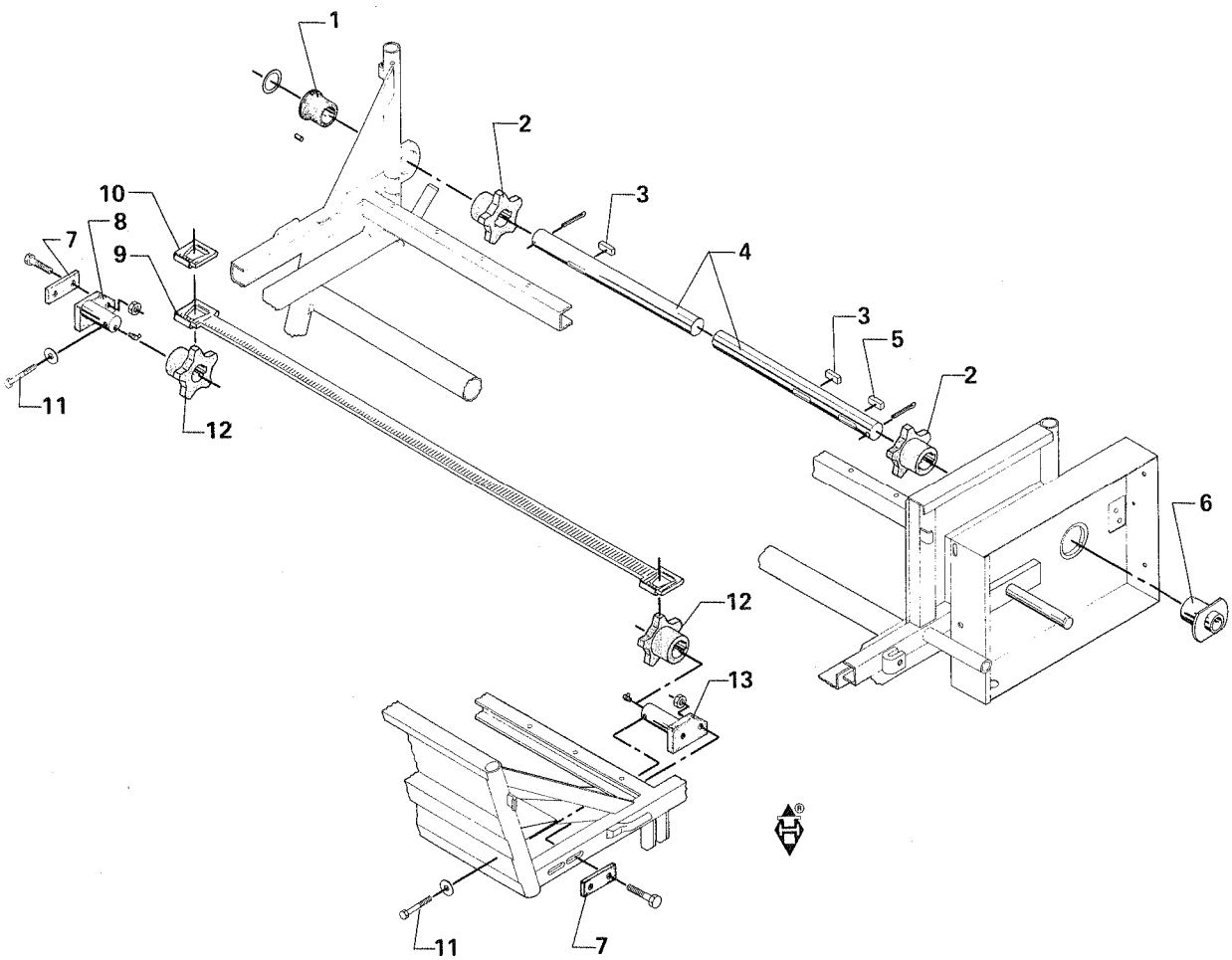

| POS. | NUMMER | AV 3000 | AV40 4000 | AV50 5000 | AV 6000 | BETEGNELSE BEZEICHNUNG | DESIGNATION | HERTIL,DAZU, TO THIS,A CECI: | |
|---|---|---|---|---|---|---|---|---|---|
| 1 | 2133-063x | 1 | 1 | 1 | 1 | Lejebøsning<br>Lagerbuchse | Bearing bush<br>Palier | 1251-5105 8x20<br>1313-1401 H1R | 1<br>1 |
| 2 | 2133-150x | 2 | 2 | 2 | 2 | Kædehjul K 78<br>Kettenrad K 78 | Sprocket wheel K 78<br>Pignon à chaîne K 78 | | |
| 3 | 2133-062x | 4 | 4 | 4 | 4 | Feder<br>Federkeil | Flat key<br>Clavette | | |
| 4 | 2132-547A | 1 | 1 | 1 | 1 | Kædeaksel<br>Kettenwelle | Chain shaft<br>Arbre de chaîne | | |
| 5 | 2111-488A | 2 | 2 | 2 | 2 | Feder<br>Federkeil | Flat key<br>Clavette | | |
| 6 | 3132-600x | 1 | 1 | 1 | 1 | Lejehus<br>Lagergehäuse | Bearing housing<br>Boîtier de roulement | | |
| 7 | 2133-184x | 2 | 2 | 2 | 2 | Spændestykke<br>Spannstück | Tightening piece<br>Pièce de serrage | | |
| 8 | 3133-260x | 1 | 1 | 1 | 1 | Kædestrammer, højre<br>Kettenspanner, rechts | Chain tightener, right<br>Tendeur à chaîne droite | 1214-4223 M 12x50<br>1214-4323 M 12x75<br>1220-4121 M 12 | 1<br>1<br>1 |
| 9 | 3133-009x | 20 | 23 | 25 | 25 | Medbringer<br>Mitnehmer | Carrier<br>Rabatteur | | |
| 10 | 2133-036x | 162 | 188 | 200 | 200 | Kædeled K 78<br>Kettenglied K 78 | Chain link K 78<br>Maillon à chaîne K 78 | | |
| 11 | 1219-0707 | 2 | 2 | 2 | 2 | Strammeskrue<br>Spannschraube | Tightening screw<br>Vis de tension | | |
| 12 | 2133-262x | 2 | 2 | 2 | 2 | Kædehjul<br>Kettenrad | Sprocket wheel<br>Pignon à chaîne | | |
| 13 | 3133-261x | 1 | 1 | 1 | 1 | Kædestrammer, venstre<br>Kettenspanner, linke | Chain tightener, left<br>Tendeur à chaîne gauche | Se,see,siehe,voir Pos. 8 | |
| * | 3133-429x | 1 | - | - | - | Bundkæde samlet<br>Bodenkette gesammelt | Bottom chain assembling<br>Chaîne de fond assemblé | | |
| * | 3133-430x | - | 1 | - | - | Bundkæde samlet<br>Bodenkette gesammelt | Bottom chain assembling<br>Chaîne de fond assemblé | | |
| * | 3133-431x | - | - | 1 | 1 | Bundkæde samlet<br>Bodenkette gesammelt | Bottom chain assembling<br>Chaîne de fond assemblé | | |

Fig. 11

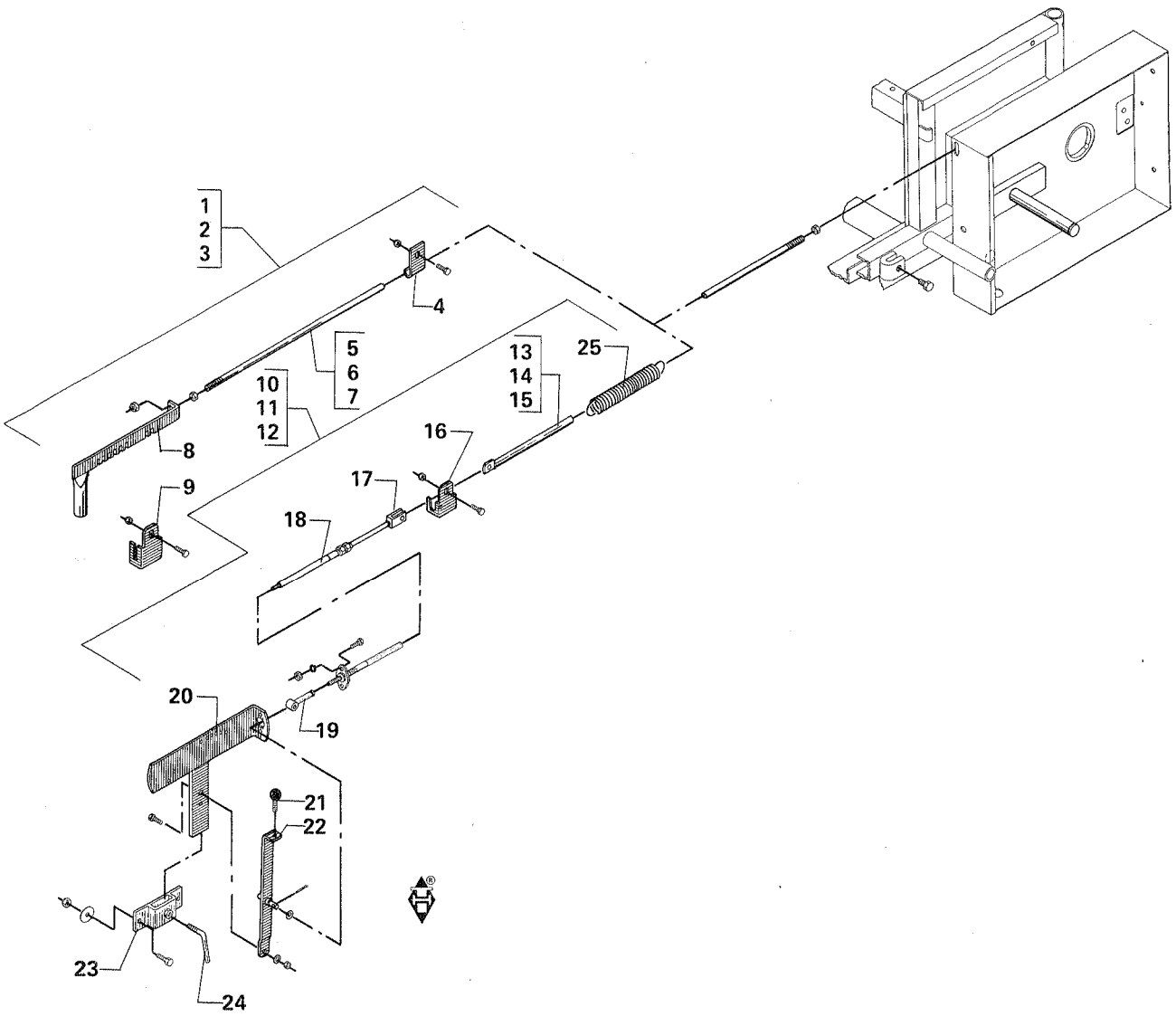

| POS. | NUMMER | AV 3000 | AV 4000 | AV 5000 | AV 6000 | BETEGNELSE BEZEICHNUNG | DESIGNATION | HERTIL,DAZU, TO THIS,A CECI: | |
|---|---|---|---|---|---|---|---|---|---|
| 1 | 4130-0406 | 1 | - | - | - | Indstilling, direkte<br>Einstellung, direkt | Adjustment, direct<br>Réglage direct | | |
| 2 | 4130-0407 | - | 1 | - | - | Indstilling, direkte<br>Einstellung, direkt | Adjustment, direct<br>Réglage direct | | |
| 3 | 4130-0408 | - | - | 1 | 1 | Indstilling, direkte<br>Einstellung, direkt | Adjustment, direct<br>Réglage direct | | |
| 4 | 2132-588x | 1 | 1 | 1 | 1 | Styr<br>Steuerung | Guide<br>Guidage | 1212-3221 M 10x20<br>1220-3321 M 10 | 1<br>1 |
| 5 | 2132-586x | 1 | - | - | - | Stang<br>Stange | Rod<br>Barre | 1220-4121 M 12 | 2 |
| 6 | 2132-584x | - | 1 | - | - | Stang<br>Stange | Rod<br>Barre | 1220-4121 M 12 | 2 |
| 7 | 2132-582x | - | - | 1 | 1 | Stang<br>Stange | Rod<br>Barre | 1220-4121 M 12 | 2 |
| 8 | 3132-605B | 1 | 1 | 1 | 1 | Indstillingsstang<br>Einstellstange | Adjustment rod<br>Barre de réglage | | |
| 9 | 2132-555A | 1 | 1 | 1 | 1 | Lås<br>Schloss | Lock<br>Serrure | 1212-3221 M 10x20<br>1220-3321 M 10 | 1<br>1 |
| 10 | 4130-0401 | 1 | - | - | - | Fjernindstilling<br>Kabeleinstellung | Cable adjustment<br>Réglage par câble | | |
| 11 | 4130-0402 | - | 1 | - | - | Fjernindstilling<br>Kabeleinstellung | Cable adjustment<br>Réglage par câble | | |
| 12 | 4130-0403 | - | - | 1 | 1 | Fjernindstilling<br>Kabeleinstellung | Cable adjustment<br>Réglage par câble | | |
| 13 | 2132-700x | 1 | - | - | - | Stang<br>Stange | Rod<br>Barre | | |
| 14 | 2132-701x | - | 1 | - | - | Stang<br>Stange | Rod<br>Barre | | |
| 15 | 2132-702x | - | - | 1 | 1 | Stang<br>Stange | Rod<br>Barre | | |
| 16 | 2132-568x | 1 | 1 | 1 | 1 | Konsol<br>Konsole | Bracket<br>Console | | |
| 17 | 1399-8009 | 1 | 1 | 1 | 1 | Gaffel<br>Gabel | Fork<br>Fourche | | |
| 18 | 1399-0215 | 1 | 1 | 1 | 1 | Bowdenkabel<br>Bowdenkabel | Bowden cable<br>Câble Bowden | 1212-1126 M 6x15<br>1220-1124 M 6 | 2<br>2 |
| 19 | 1399-8031 | 1 | 1 | 1 | 1 | Ringøse<br>Ring | Ring<br>Anneau | | |
| 20 | 3132-559x | 1 | 1 | 1 | 1 | Indstillingsplade<br>Einstellplatte | Adjustment plate<br>Plaque de réglage | | |
| 21 | 1399-0185 | 1 | 1 | 1 | 1 | Kuglehåndtag<br>Kugelhandgriff | Knob<br>Manche à pommeau | | |
| 22 | 3132-560x | 1 | 1 | 1 | 1 | Håndtag<br>Handgriff | Handle<br>Poignée | | |
| 23 | 3125-182x | 1 | 1 | 1 | 1 | Holder<br>Halterung | Support<br>Support | | |
| 24 | 2125-185x | 1 | 1 | 1 | 1 | Vrider<br>Wringer | Fastener<br>Tourniquet | | |
| 25 | 1432-5399 | 1 | 1 | 1 | 1 | Trækfjeder<br>Zugfeder | Tension spring<br>Ressort de tension | | |

Fig. 12

1324-5111

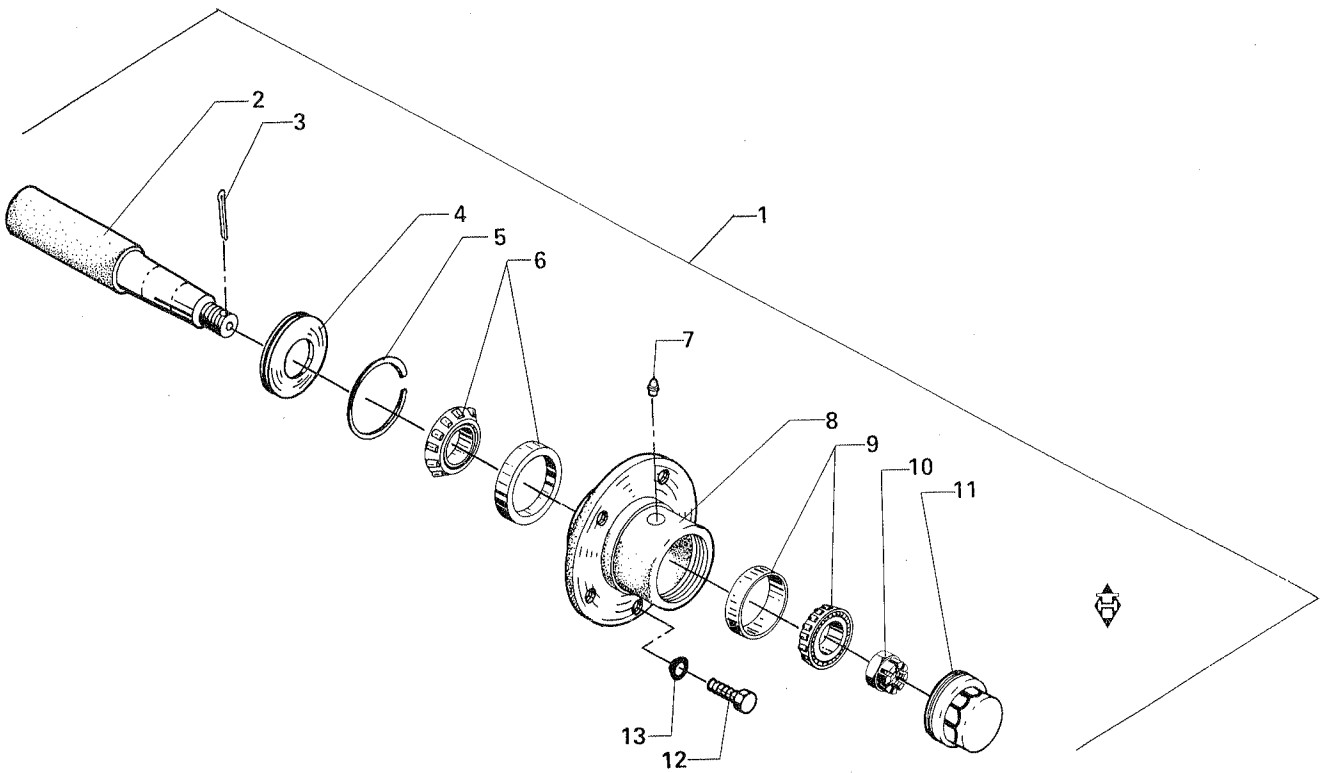

| POS. | NUMMER | AV30/ 3000 | BETEGNELSE BEZEICHNUNG | DESIGNATION | HERTIL,DAZU, TO THIS,A CECI: |
|---|---|---|---|---|---|
| 1 | 1324-5111 | 2 | Nav<br>Nabe | Hub<br>Moyeu | |
| 2 | 1323-9528 | 1 | Aksel<br>Welle | Shaft<br>Arbre | |
| 3 | 1323-9359 | 1 | Split<br>Splinte | Cotter pin<br>Goupille fendue | |
| 4 | 1323-9071 | 1 | Tætningsplade<br>Dichtungsplatte | Tightening plate<br>Plaque d'étanchéité | |
| 5 | 1323-9072 | 1 | Gummitætning<br>Gummidichtung | Rubber tightening<br>Etanchéité caoutchouc | |
| 6 | 1323-9383 | 1 | Rulleleje<br>Rollenlager | Roller bearing<br>Roulement à rouleau | |
| 7 | 1313-1301 | 1 | Smørenippel<br>Schmiernippel | Grease nipple<br>Graisseur | |
| 8 | 1323-9130 | 1 | Navhus<br>Nabengehäuse | Housing for hub<br>Boîtier de moyeu | |
| 9 | 1323-9382 | 1 | Rulleleje<br>Rollenlager | Roller bearing<br>Roulement à rouleau | |
| 10 | 1220-7721 | 1 | Kronemøtrik<br>Kronenmutter | Castellated nut<br>Ecrou crénelé | |
| 11 | 1323-9088 | 1 | Navkapsel<br>Nabenkappe | Hub cap<br>Chapeau de moyeu | |
| 12 | 1323-9171 | 5 | Navbolt<br>Nabenbolzen | Hub bolt<br>Boulon de moyeu | |
| 13 | 1323-9325 | 5 | Fjederskive<br>Federscheibe | Spring washer<br>Rondelle grover | |

Fig. 13

1324-5101 - 1324-5104

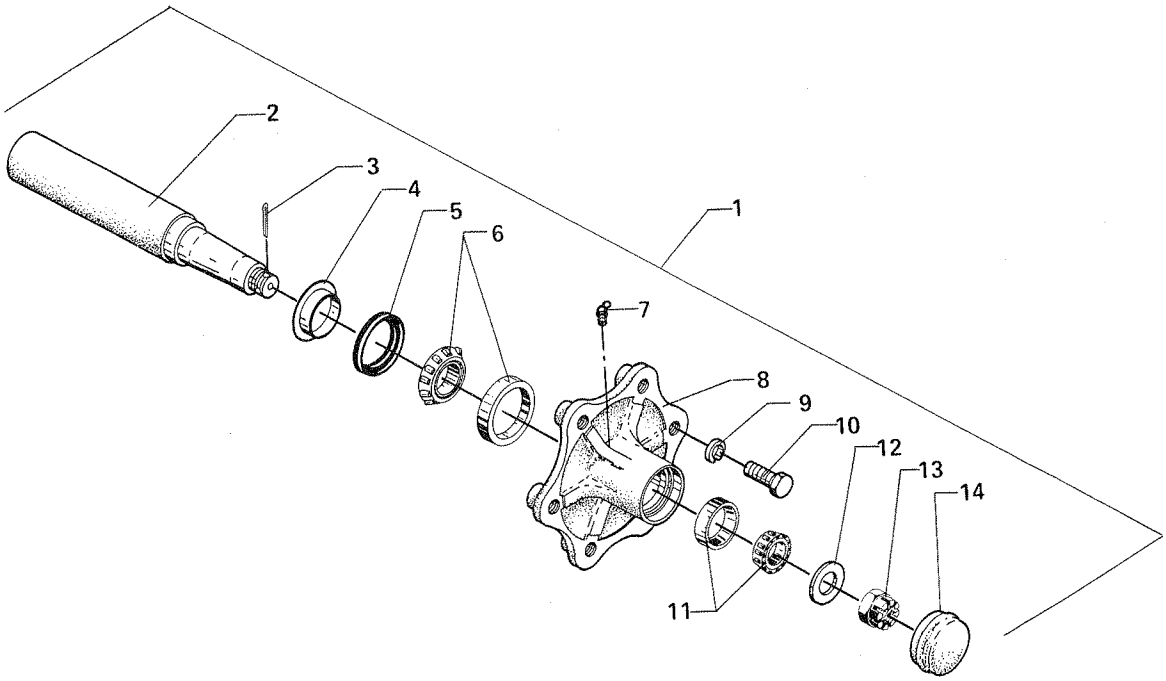


Fig. 14

1324-5105

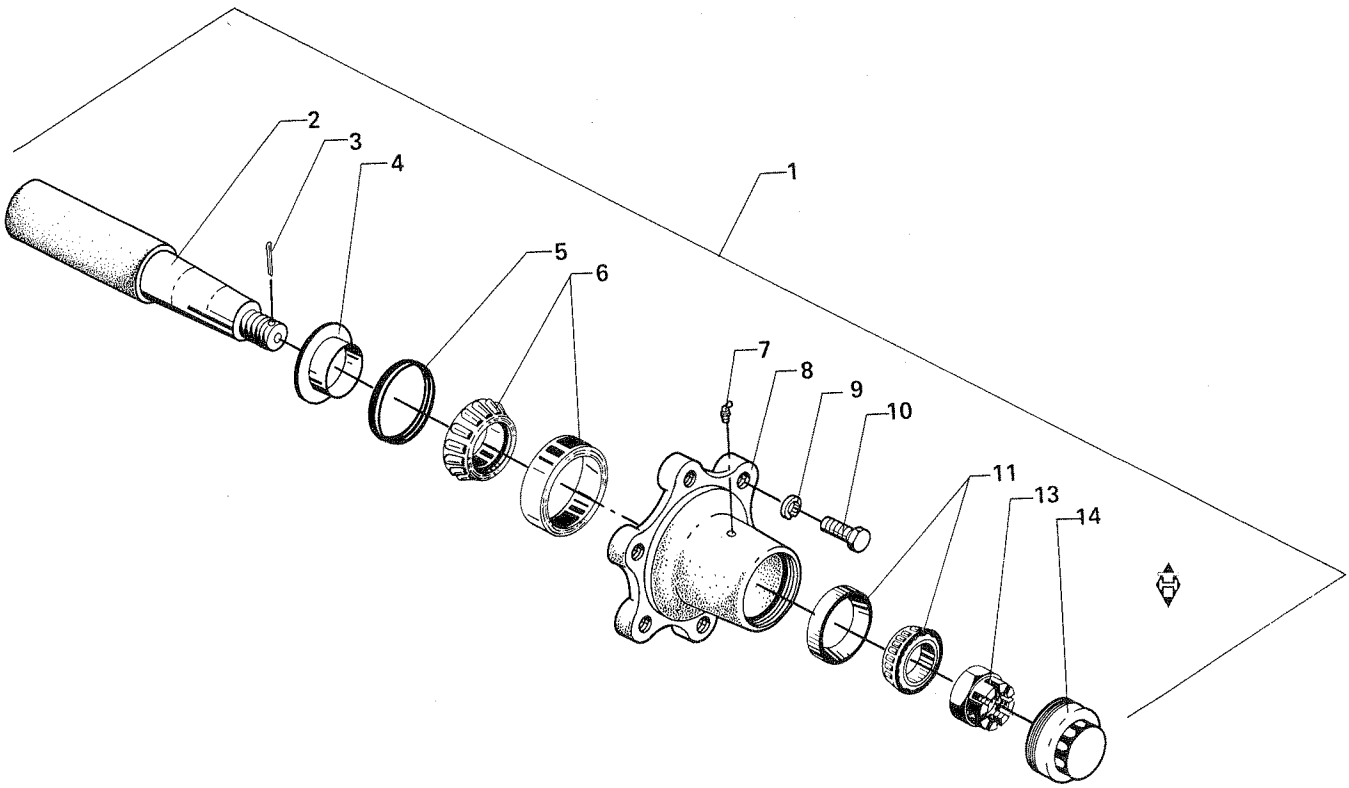

| POS. | Fig. 13. AV40/4000 | | Fig. 14. AV50/5000 | | Fig. 13. AV6000 | | BETEGNELSE BEZEICHNUNG | DESIGNATION |
|---|---|---|---|---|---|---|---|---|
| 1 | 1324-5101 | 2 | 1324-5105 | 2 | 1324-5104 | 4 | Nav<br>Nabe | Hub<br>Moyeu |
| 2 | 1323-9512 | 1 | 1323-9526 | 1 | 1323-9524 | 1 | Aksel<br>Welle | Shaft<br>Arbre |
| 3 | 1323-9359 | 1 | 1323-9352 | 1 | 1323-9359 | 1 | Split<br>Splinte | Cotter pin<br>Goupille fendue |
| 4 | 1323-9061 | 1 | 1323-9365 | 1 | 1323-9068 | 1 | Tætningplade<br>Dichtungsplatte | Tightening plate<br>Plaque d'étanchéité |
| 5 | 1323-9356 | 1 | 1323-9364 | 1 | 1323-9067 | 1 | Gummitætning<br>Gummidichtung | Rubber tightening<br>Etanchéité caoutchouc |
| 6 | 1323-9061 | 1 | 1323-9381 | 1 | 1323-9373 | 1 | Rulleleje<br>Rollenlager | Roller bearing<br>Roulement à rouleau |
| 7 | 1313-1301 | 1 | 1313-1301 | 1 | 1313-1301 | 1 | Smørenippel<br>Schmiernippel | Grease nipple<br>Graisseur |
| 8 | 1323-9135 | 1 | 1323-9129 | 1 | 1323-9128 | 1 | Navhus<br>Nabengehäuse | Housing for hub<br>Boîtier de moyeu |
| 9 | 1323-9326 | 6 | 1323-9326 | 6 | 1323-9326 | 6 | Fjederskive<br>Federscheibe | Spring washer<br>Rondelle grover |
| 10 | 1323-9166 | 6 | 1323-9166 | 6 | 1323-9166 | 6 | Navbolt<br>Nabenbolzen | Hub bolt<br>Boulon de moyeu |
| 11 | 1323-9355 | 1 | 1323-9380 | 1 | 1323-9355 | 1 | Rulleleje<br>Rollenlager | Roller bearing<br>Roulement à rouleau |
| 12 | 1323-9358 | 1 | - | - | 1323-9358 | 1 | Skive<br>Scheibe | Washer<br>Rondelle |
| 13 | 1220-7721 | 1 | 1323-9366 | 1 | 1220-7721 | 1 | Kronemøtrik<br>Kronenmutter | Castellated nut<br>Ecrou crénelé |
| 14 | 1323-9086 | 1 | 1323-9087 | 1 | 1323-9088 | 1 | Navkapsel<br>Nabenkappe | Hub cap<br>Chapeau de moyeu |

Fig. 15

BREMSENAV - 5 NAVBOLTE - AV 30/3000
BREMSNABE - 5 NABENBOLZEN - AV 30/3000

HUB FOR BRAKE - 5 HUB BOLTS - AV 30/3000
MOYEU DE FREIN - 5 BOULONS DE FREIN - AV 30/3000

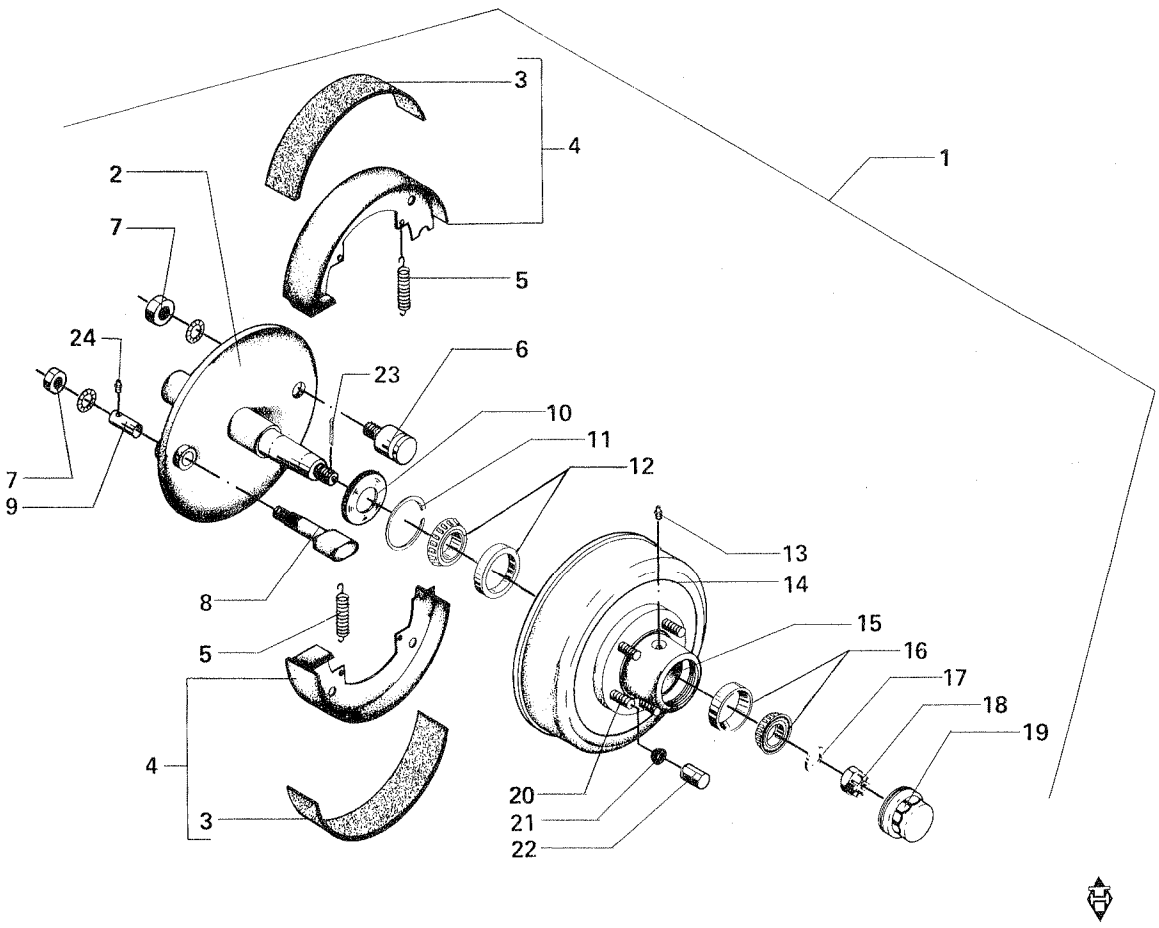

| POS. | NUMMER | AV30/ 3000 | BETEGNELSE BEZEICHNUNG | DESIGNATION | HERTIL,DAZU, TO THIS,A CECI: |
|---|---|---|---|---|---|
| 1 | 1324-1202 | 2 | Hjulnav med bremse<br>Radnabe mit Bremse | Wheel hub with brake<br>Moyeu de roue avec frein | |
| 2 | 1323-9510 | 1 | Aksel<br>Welle | Shaft<br>Arbre | |
| 3 | 1323-9256 | 2 | Bremsebelægning<br>Bremsbelag | Brake lining<br>Garniture de frein | |
| 4 | 1323-9255 | 2 | Bremsebakke kpl.<br>Bremsbacken kpl. | Brake check cpl.<br>Patin de frein cpl. | |
| 5 | 1323-9318 | 2 | Bremsefjeder<br>Bremsfeder | Brake spring<br>Ressort | |
| 6 | 1323-9275 | 1 | Bremsebakkeholder<br>Bremsbackenhalterung | Support for brake check<br>Support de patin | |
| 7 | 1323-9257 | 2 | Møtrik<br>Mutter | Nut<br>Ecrou | |
| 8 | 1323-9260 | 1 | Bremsenøgle<br>Bremsschlüssel | Brake cam<br>Came de frein | |
| 9 | 1323-9322 | 1 | Foring<br>Futter | Lining<br>Garniture | |
| 10 | 1323-9047 | 1 | Tætningsplade<br>Dichtungsplatte | Tightening plate<br>Rondelle d'étanchéité | |
| 11 | 1323-9049 | 1 | Stempelring<br>Kolbenring | Piston ring<br>Segment de piston | |
| 12 | 1323-9307 | 1 | Leje, bageste<br>Hint. Lager | Rear bearing<br>Roulement arrière | |
| 13 | 1323-9316 | 1 | Smørenippel<br>Schmiernippel | Grease nipple<br>Graisseur | |
| 14 | 1323-9274 | 1 | Bremsetromle<br>Bremstrommel | Brake drum<br>Tambour de frein | |
| 15 | 1323-9109 | 1 | Navhus<br>Nabengehäuse | Housing for hub<br>Mouey | |
| 16 | 1323-9302 | 1 | Leje forreste<br>Lager, vordere | Front bearing<br>Roulement avant | |
| 17 | 1323-9323 | 1 | Skive<br>Scheibe | Washer<br>Rondelle | |
| 18 | 1323-9308 | 1 | Kronemøtrik<br>Kronenmutter | Castellated nut<br>Ecrou crénelé | |
| 19 | 1323-9081 | 1 | Navkapsel<br>Nabenkappe | Hub cap<br>Chapeau de moyeu | |
| 20 | 1323-9154 | 5 | Navbolt<br>Nabenbolzen | Hub bolt<br>Boulon de moyeu | |
| 21 | 1323-9325 | 5 | Fjederskive<br>Federscheibe | Spring washer<br>Rondelle grover | |
| 22 | 1323-9158 | 5 | Navmøtrik<br>Nabenmutter | Hub nut<br>Ecrou de moyeu | |
| 23 | 1323-9317 | 1 | Split<br>Splint | Cotter pin<br>Goupille fendue | |
| 24 | 1323-9344 | 1 | Smørenippel<br>Schmiernippel | Grease nipple<br>Graisseur | |

Fig. 16

BREMSENAV - 6 NAVBOLTE
BREMSNABE - 6 NABENBOLZEN

HUB FOR BRAKE - 6 HUB BOLTS
MOYEU DE FREIN - 6 BOULONS DE FREIN

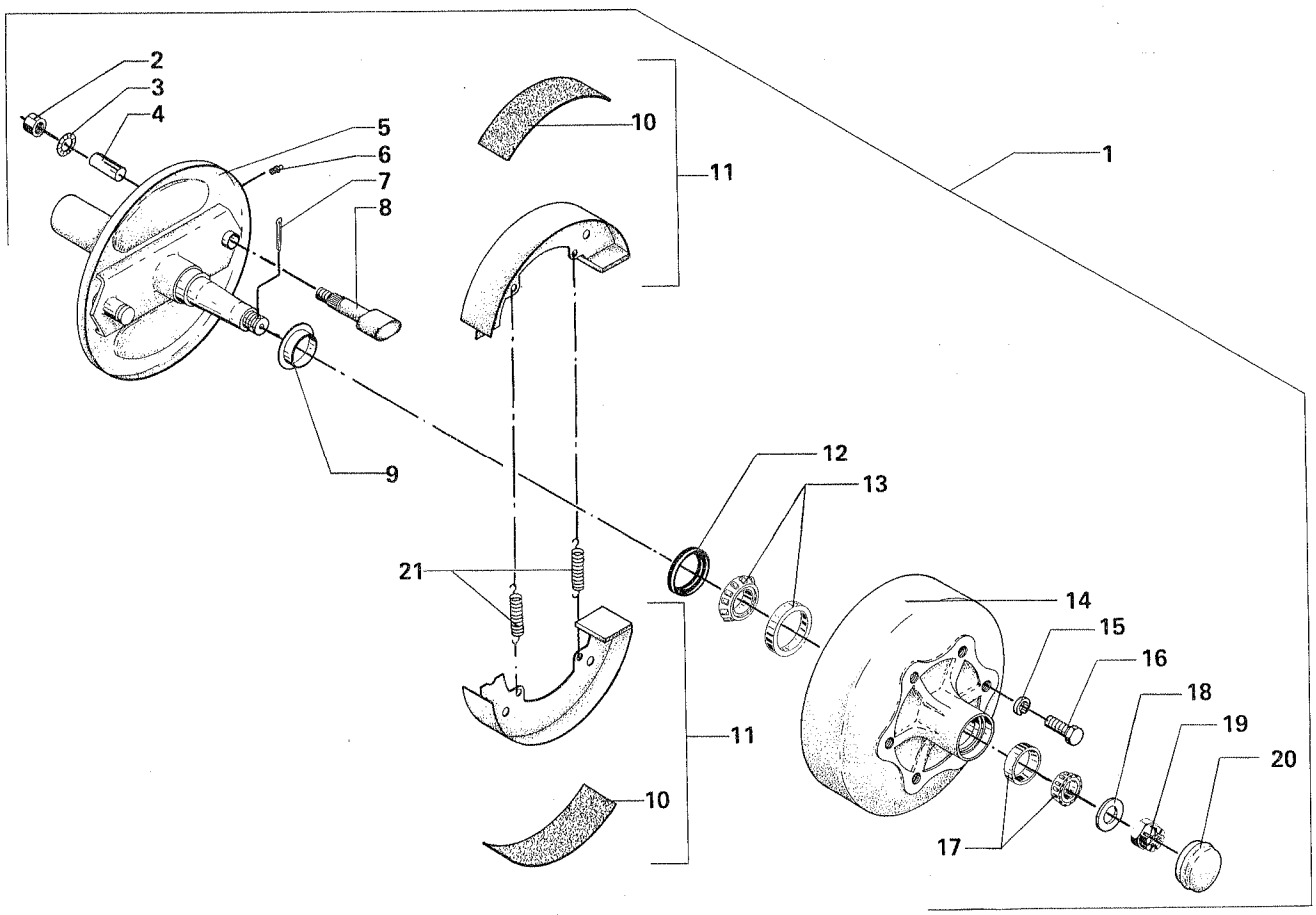

Fig. 16.

| POS. | AV30/3000 | | AV40/4000 | | AV6000 | | BETEGNELSE | BEZEICHNUNG |
|---|---|---|---|---|---|---|---|---|
| 1 | 1324-5304 | 2 | 1324-5307 | 2 | 1324-5308 | 2 (4) | Bremsenav | Bremsnabe |
| 2 | 1323-9257 | 1 | 1323-9257 | 1 | 1323-9257 | 1 | Møtrik | Mutter |
| 3 | 1323-9335 | 1 | 1323-9335 | 1 | 1323-9335 | 1 | Fjederskive | Federscheibe |
| 4 | 1323-9379 | 2 | 1323-9379 | 2 | 1323-9379 | 2 | Foring | Futter |
| 5 | 1323-9530 | 1 | 1323-9521 | 1 | 1323-9525 | 1 | Aksel med bagplade | Welle mit Hinterwand |
| 6 | 1313-1301 | 1 | 1313-1301 | 1 | 1313-1301 | 1 | Smørenippel | Schmiernippel |
| 7 | 1323-9359 | 1 | 1323-9359 | 1 | 1323-9359 | 1 | Split | Splinte |
| 8 | 1323-9289 | 1 | 1323-9260 | 1 | 1323-9318 | 1 | Bremsenøgle | Bremsschlüssel |
| 9 | 1323-9062 | 1 | 1323-9068 | 1 | 1323-9068 | 1 | Tætningsplade | Dichtungsplatte |
| 10 | 1323-9286 | 1 | 1323-9256 | 2 | 1323-9256 | 2 | Bremsebelægning | Bremsbelag |
| 11 | 1323-9287 | 2 | 1323-9255 | 2 | 1323-9255 | 2 | Bremsebakke | Bremsbacken |
| 12 | 1323-9061 | 1 | 1323-9069 | 1 | 1323-9069 | 1 | Tætningsring | Dichtungsring |
| 13 | 1323-9356 | 1 | 1323-9373 | 1 | 1323-9373 | 1 | Rulleleje | Rollenlager |
| 14 | 1323-9134 | 1 | 1323-9125 | 1 | 1323-9125 | 1 | Navhus | Nabengehäuse |
| 15 | 1323-9326 | 6 | 1323-9326 | 6 | 1323-9326 | 6 | Fjederskive, konisk | Federscheibe, konisch |
| 16 | 1323-9166 | 6 | 1323-9166 | 6 | 1323-9166 | 6 | Stålskrue | Stahlschraube |
| 17 | 1323-9355 | 1 | 1323-9355 | 1 | 1323-9355 | 1 | Rulleleje | Rollenlager |
| 18 | 1323-9358 | 1 | 1323-9358 | 1 | 1323-9358 | 1 | Skive | Scheibe |
| 19 | 1220-7721 | 1 | 1323-9357 | 1 | 1220-7721 | 1 | Kronemøtrik | Kronenmutter |
| 20 | 1323-9096 | 1 | 1323-9088 | 1 | 1323-9088 | 1 | Navkapsel | Nabenkappe |
| 21 | 1323-9318 | 2 | 1323-9318 | 2 | 1323-9318 | 2 | Bremsefjeder | Bremsfeder |

Fig. 17

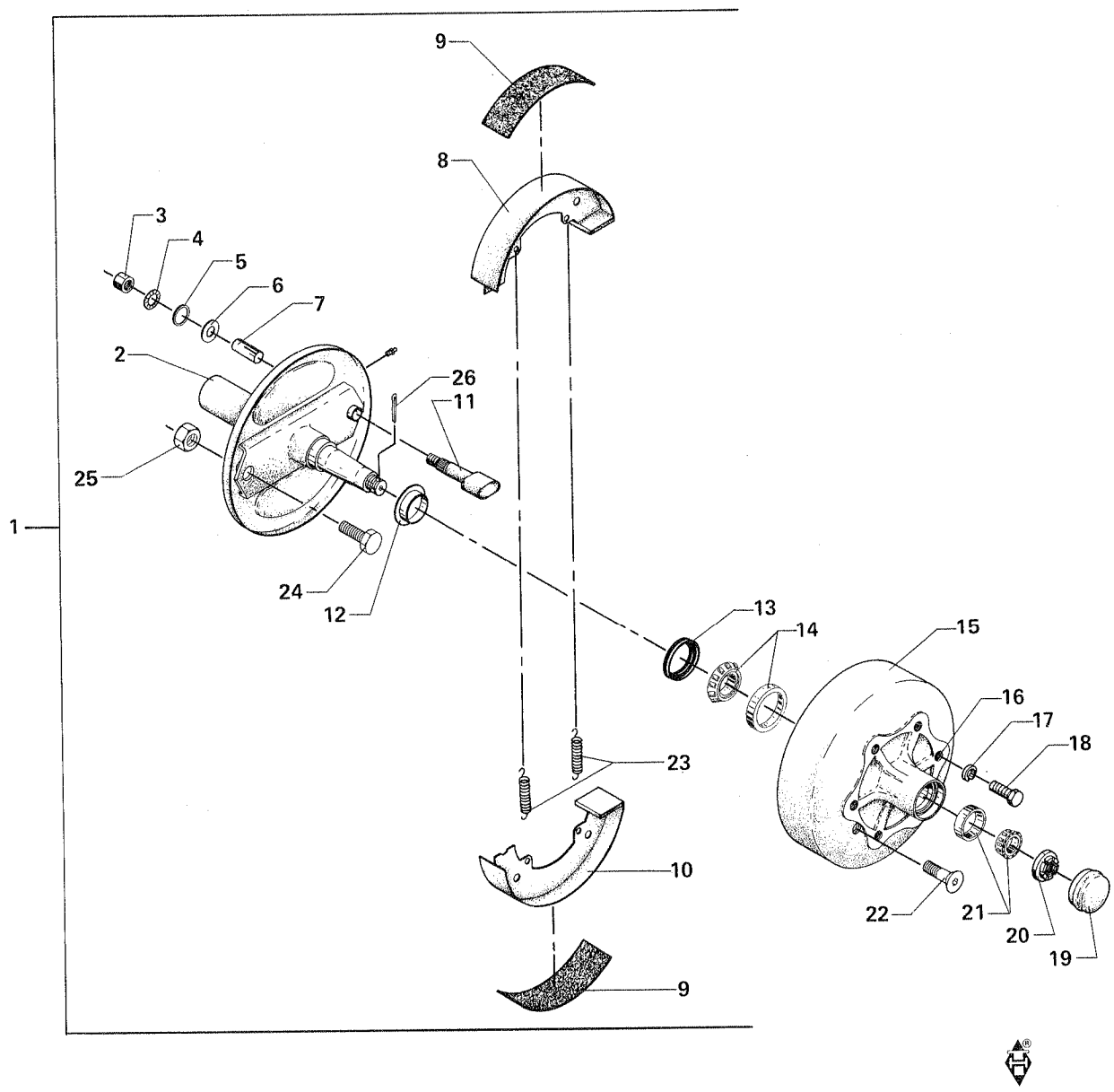

| POS. | NUMMER | AV50/ 5000 | BETEGNELSE BEZEICHNUNG | DESIGNATION | HERTIL,DAZU, TO THIS,A CECI: |
|---|---|---|---|---|---|
| 1 | 1324-5201 | 2 | Bremsenav<br>Bremsnabe | Hub for brake<br>Moyeu de frein | |
| 2 | 1323-9519 | 1 | Aksel<br>Welle | Shaft<br>Arbre | |
| 3 | 1323-9371 | 1 | Møtrik<br>Mutter | Nut<br>Ecrou | |
| 4 | 1323-9335 | 1 | Tandskive<br>Zahnradscheibe | Toothed disk<br>Disque denté | |
| 5 | 1323-9370 | 1 | Tætningsring<br>Dichtungsring | Tightening ring<br>Anneau d'étanchéité | |
| 6 | 1323-9368 | 1 | Skive<br>Scheibe | Washer<br>Rondelle | |
| 7 | 1323-9322 | 1 | Bronzeforing<br>Bronzefutter | Bronze lining<br>Garniture en bronze | |
| 8 | 1323-9249 | 1 | Bremsebakke med belægning<br>Bremsbacken mit Belag | Brake check with lining<br>Patin de frein avec garniture | |
| 9 | 1323-9281 | 1 | Bremsebelægning<br>Bremsbelag | Brake lining<br>Garniture de frein | |
| 10 | 1323-9250 | 1 | Bremsebakke med belægning<br>Bremsbacken mit Belag | Brake check with lining<br>Patin de frein avec garniture | |
| 11 | 1323-9260 | 1 | Bremsenøgle<br>Bremsschlüssel | Brake cam<br>Came de frein | |
| 12 | 1323-9365 | 1 | Tætningsring<br>Dichtungsring | Tightening ring<br>Anneau d'étanchéité | |
| 13 | 1323-9364 | 1 | Olietætningsring<br>Oldichtungsring | Oil tightening ring<br>Anneau d'étanchéité d'huile | |
| 14 | 1323-9363 | 1 | Rulleleje<br>Rollenlager | Roller bearing<br>Roulement à rouleau | |
| 15 | 1323-9279 | 1 | Bremsetromle<br>Bremstrommel | Brake drum<br>Tambour de frein | |
| 16 | 1323-9123 | 1 | Navhus<br>Nabengehäuse | Housing for hub<br>Boîtier de moyeu | |
| 17 | 1323-9367 | 6 | Fjederskive<br>Federscheibe | Spring washer<br>Rondelle grover | |
| 18 | 1323-9167 | 6 | Navbolt<br>Nabenbolzen | Hub bolt<br>Boulon de moyeu | |
| 19 | 1323-9087 | 1 | Navkapsel<br>Nabenkappe | Hub cap<br>Chapeau de moyeu | |
| 20 | 1323-9366 | 1 | Kronemøtrik<br>Kronenmutter | Castellated nut<br>Ecrou crénelé | |
| 21 | 1323-9356 | 1 | Rulleleje<br>Rollenlager | Roller bearing<br>Roulement à rouleau | |
| 22 | 1323-9369 | 2 | Skrue, undersænket<br>Senkschraube | Countersenk screw<br>Vis fraisée | |
| 23 | 1323-9284 | 2 | Bremsefjeder<br>Bremsfeder | Brake spring<br>Ressort de frein | |
| 24 | 1323-9282 | 1 | Bremsebakkeholder<br>Bremsbackenhalterung | Support for brake check<br>Support de patin de frein | |
| 25 | 1323-9372 | 1 | Møtrik<br>Mutter | Nut<br>Ecrou | |
| 26 | 1323-9352 | 1 | Split<br>Splint | Special pin<br>Goupille mécanindus | |

Fig. 18

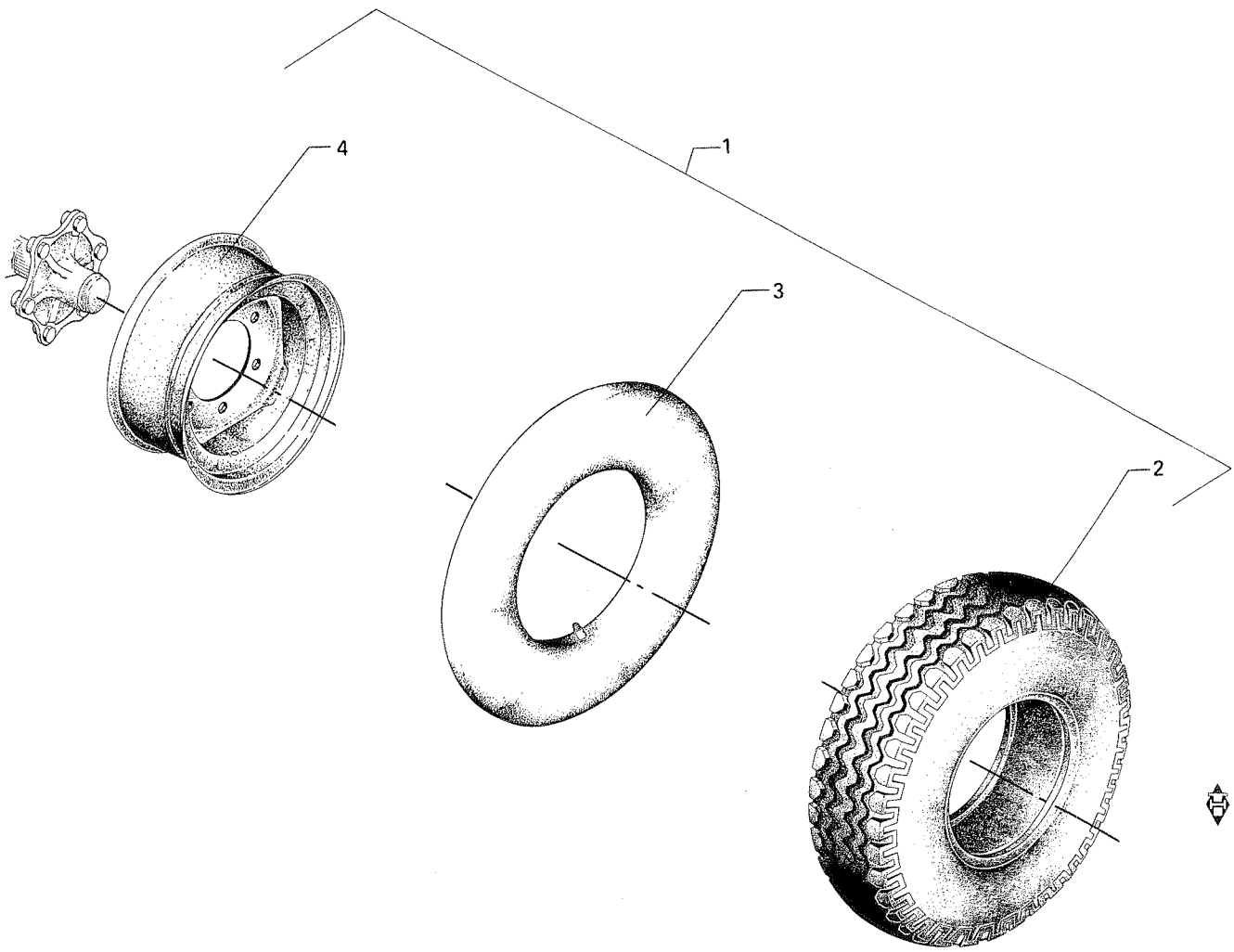

Fig. 18.

| Pos. 1<br>Hjul nr.<br>Rad Nr.<br>Wheel no.<br>Roue no<br>3134- | PLY | Navbolte<br>Naben-<br>bolzen<br>Hub bolt<br>Boulon<br>de moyeu | Forsætning<br>Versetzung<br>Offsetting<br>Déport | | Pos. 2<br>Dæk<br>Reifen<br>Wheel<br>Pneu<br>1321- | Pos. 3<br>Slange<br>Schlauch<br>Tube<br>Chambre<br>à air<br>1322- | Pos. 4<br>Fælg<br>Felge<br>Rim<br>Jante<br>1323- | AV 30<br>3000 | AV 40<br>4000 | AV 50<br>5000 | AV<br>6000 |
|---|---|---|---|---|---|---|---|---|---|---|---|
| - 167x | 10 | 6 | 0 | 10.50-18 | - 3303 | - 3102 | - 4401 | - | - | 2 | - |
| - 168x | 8 | 6 | 0 | 15.0/55-17 | - 6303 | - 6104 | - 6302 | 2 | 2 | 2 | - |
| - 169x | 10 | 6 | 0 | 15.0/55-17 | - 6304 | - 6104 | - 6302 | 2 | 2 | 2 | - |
| - 178x 1) | 8 | 6 | 0 | 500/55-15,5 | - 6305 | - 6105 | - 6403 | - | - | - | - |
| - 204x | 8 | 5 | - 10 | 11.50/15 | - 4301 | - 4101 | - 4304 | 2 | - | - | - |
| - 206x 2) | 10 | 6 | 0 | 14.00/16 | - 5302 | - 6101 | - 5401 | - | - | 2 | - |
| - 208x | 10 | 6 | - 30 | 14.00/16 | - 5302 | - 6101 | - 5402 | - | 2 | - | - |
| - 247x 3) | 8 | 6 | - 30 | 14.0/65-16 | - 5304 | - 6101 | - 5402 | - | - | - | 4 |
| - 458x 4) | 8 | 6 | - 35 | 11.5/80-15,3 | - 4301 | - 4101 | - 4305 | 2 | 2 | - | 4 |
| - 459x | 10 | 6 | + 56 | 11.5/80-15,3 | - 4302 | - 4101 | - 4306 | - | 2 | - | - |
| - 507x | 8 | 5 | 0 | 10.0/75-15,3 | - 3304 | - 4101 | - 4304 | 2 | - | - | - |
| - 520x 5) | 8 | 6 | 0 | 10.0/75-15,3 | - 3304 | - 4101 | - 4301 | 2 | - | - | - |
| - 521x | 10 | 5 | 0 | 11.5/80-15,3 | - 4302 | - 4101 | - 4304 | 2 | - | - | - |
| - 615x | 14 | 6 | 0 | 14.0/65-16 | - 5303 | - 6101 | - 5401 | - | - | 2 | - |
| 3250- | | | | | | | | | | | |
| - 059x | 10 | 6 | 0 | 11.5/80-15,3 | - 4302 | - 4101 | - 4305 | - | 2 | - | - |
| - 083x 6) | 10 | 6 | 0 | 400/60-15,5 | - 1303 | - 1102 | - 6301 | - | 2 | 2 | - |

1) Hjul samlet nr. 3134-178x anvendes også på AV 400N
2) - - - 3134-206x - - - AV 600
3) - - - 3134-247x - - - AV 400N - AV 4900N
4) - - - 3134-458x - - - AV 400N
5) - - - 3134-520x - - - AV 28
6) - - - 3250-083x - - - AV 400N - AV 500N

Fig. 19

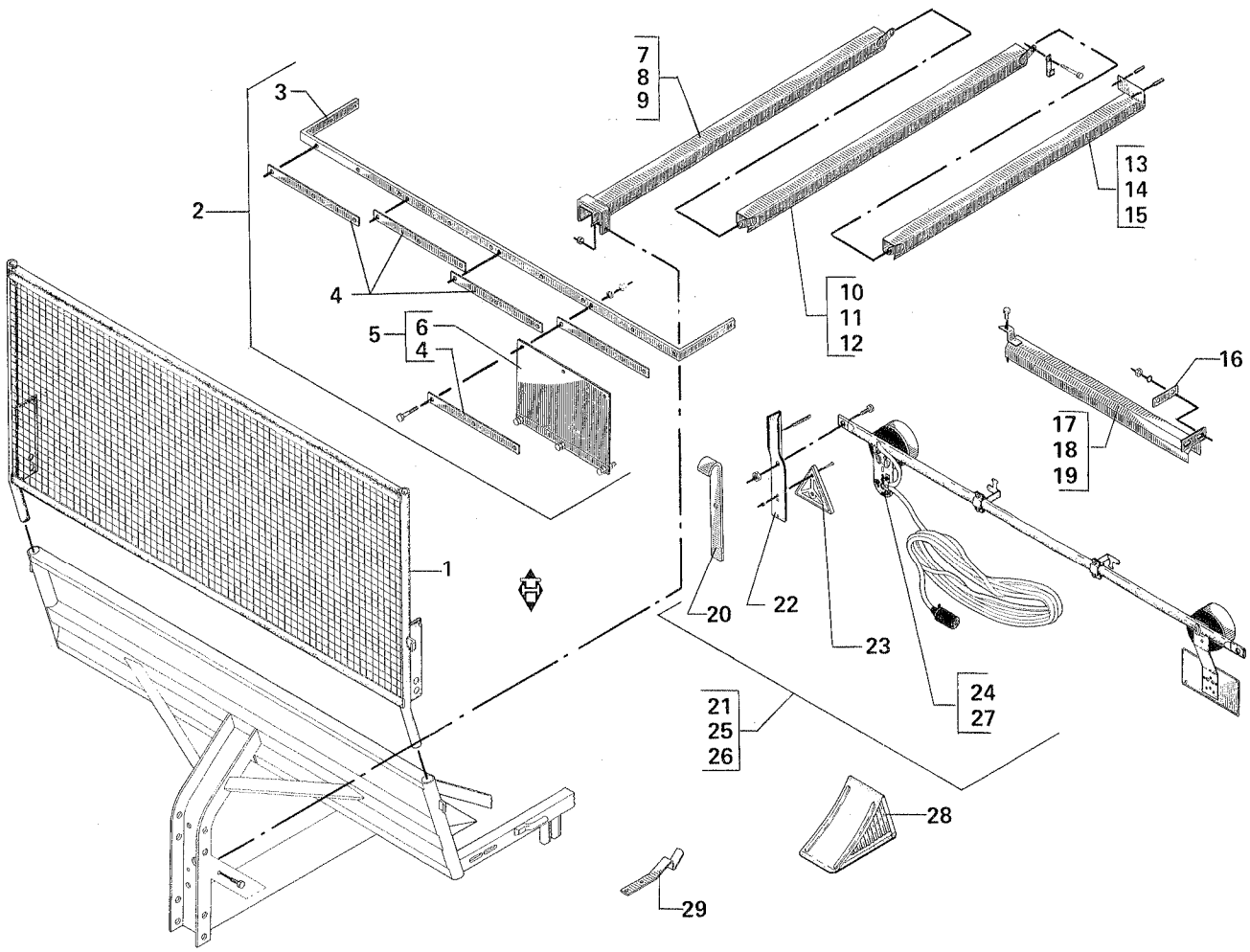
7
8
9
3
2
13
14
15
4
10
11
12
5
6
4
16
17
18
19
1
20
22
23
24
27
21
25
26
28
29

Fig. 19.

| POS. | NUMMER | AV30 3000 | AV40 4000 | AV50 5000 | AV 6000 | BETEGNELSE BEZEICHNUNG | DESIGNATION | HERTIL,DAZU, TO THIS,A CECI: | |
|---|---|---|---|---|---|---|---|---|---|
| 1 | 4230-9217 | 1 | 1 | 1 | 1 | Forskærm<br>Vorderschutz | Front guard<br>Protection antérieur | | |
| 2 | 3231-548x | 1 | 1 | 1 | 1 | Spredeafskærmning, forreste<br>Vord. Schutz f.Streutrommel | Guard for beater, front<br>Protection avant pour eparpilleur | | |
| 3 | 2231-215A | 1 | 1 | 1 | 1 | Bøjle<br>Bügel | Hoop<br>Etrier | 1212-2224 M 8x25<br>1220-2321 M 8 | 16<br>16 |
| 4 | 2231-048x | 12 | 12 | 12 | 12 | Spændestykke<br>Spannstück | Tightening piece<br>Pièce de serrage | | |
| 5 | 3231-091A | 4 | 4 | 4 | 4 | Slagskærm samlet<br>Steinschutz gesammelt | Stone guard assembling<br>Protection assemblée | 1212-2222 M 8x20<br>1220-2321 M 8 | 3<br>3 |
| 6 | 2231-092A | 4 | 4 | 4 | 4 | Slagskærm<br>Steinschutz | Stone guard<br>Protection | | |
| 7 | 3132-059x | 1 | - | - | - | Skærm I<br>Schutz I | Guard I<br>Protection I | 1212-3224 M 10x25<br>1220-3321 M 10 | 2<br>2 |
| 8 | 3132-061x | - | 1 | - | - | Skærm I<br>Schutz I | Guard I<br>Protection I | Se,see,siehe,voir Pos. 7 | |
| 9 | 3132-063x | - | - | 1 | 1 | Skærm I<br>Schutz I | Guard I<br>Protection I | Se,see,siehe,voir Pos. 7 | |
| 10 | 3239-021x | 1 | - | - | - | Skærm II<br>Schutz II | Guard II<br>Protection II | | |
| 11 | 3239-023x | - | 1 | - | - | Skærm II<br>Schutz II | Guard II<br>Protection II | | |
| 12 | 3239-025x | - | - | 1 | 1 | Skærm II<br>Schutz II | Guard II<br>Protection II | | |
| 13 | 3239-029A | 1 | - | - | - | Skærm III<br>Schutz III | Guard III<br>Protection III | | |
| 14 | 3239-031x | - | 1 | - | - | Skærm III<br>Schutz III | Guard III<br>Protection III | | |
| 15 | 3239-033x | - | - | 1 | 1 | Skærm III<br>Schutz III | Guard III<br>Protection III | | |
| 16 *) | 2132-189x | 1 | 1 | 1 | - | Underlag<br>Unterlage | Support<br>Support | | |
| 17 *) | 3132-009x | 1 | - | - | - | Tværskærm<br>Querschutz | Guard transverse<br>Protection transversale | 1212-3125 M 10x15 | 1 |
| 18 *) | 3132-185x | - | 1 | 1 | - | Tværskærm<br>Querschutz | Guard transverse<br>Protection transversale | Se,see,siehe,voir Pos. 17 | |
| 19 | 3132-938x | - | 1 | 1 | 1 | Tværskærm<br>Querschutz | Guard transverse<br>Protection transversale | Se,see,siehe,voir Pos. 17 | |
| 20 | 2239-010x | 2 | 2 | 2 | 2 | Holder for refleks<br>Halterung f. Rückstrahler | Support for reflector<br>Support de catadioptre | | |
| 21 | 4230-6001 | 1 | 1 | 1 | 1 | Lygteanlæg<br>Beleuchtungsanlage | Lighting plant<br>Installation d'éclairage | | |
| 22 | 2236-002x | 2 | 2 | 2 | 2 | Holder<br>Halterung | Support<br>Support | | |
| 23 | 1391-0501 | 2 | 2 | 2 | 2 | Trekantrefleks<br>Dreieck Rückstrahler | Reflector triangular<br>Catadioptre triangulaire | | |
| 24 | 1391-0106 | 1 | 1 | 1 | 1 | Lygteanlæg Lutz<br>Beleuchtungsanlage Lutz | Lighting plant Lutz<br>Installation d'éclairage Lutz | | |
| 25 | 4230-6003 | 1 | 1 | 1 | 1 | Lygteanlæg Tyskland<br>Beleuchtungsanl.Deutschland | Lighting plant Germany<br>Installation d'éclairage l'Allemagne | | |
| 26 | 4230-6002 | 1 | 1 | 1 | 1 | Lygteanlæg Frankrig<br>Beleuchtungsanl.Frankreich | Lighting plant France<br>Installation d'éclairage France | | |
| 27 | 1391-0105 | 1 | 1 | 1 | 1 | Lygteanlæg Frankrig<br>Beleuchtungsanl.Frankreich | Lighting plant France<br>Installation d'éclairage France | | |
| 28 | 4230-9301 | 2 | 2 | 2 | 2 | Stopklods<br>Prellklotz | Stop block<br>Bloc d'arrêt | | |
| 29 | 2239-043x | 2 | 2 | 2 | 2 | Låsefjeder<br>Schlossfeder | Lock spring<br>Ressort de serrure | | |

*) For AV 30-40-50
Für AV 30-40-50

For AV 30-40-50
Pour AV 30-40-50

Fig. 20

4230-1106 BREDSPREDER - BREITSTREUTROMMEL - WIDESPREADBEATER - EPARPILLEUR GRANDE LARGEUR

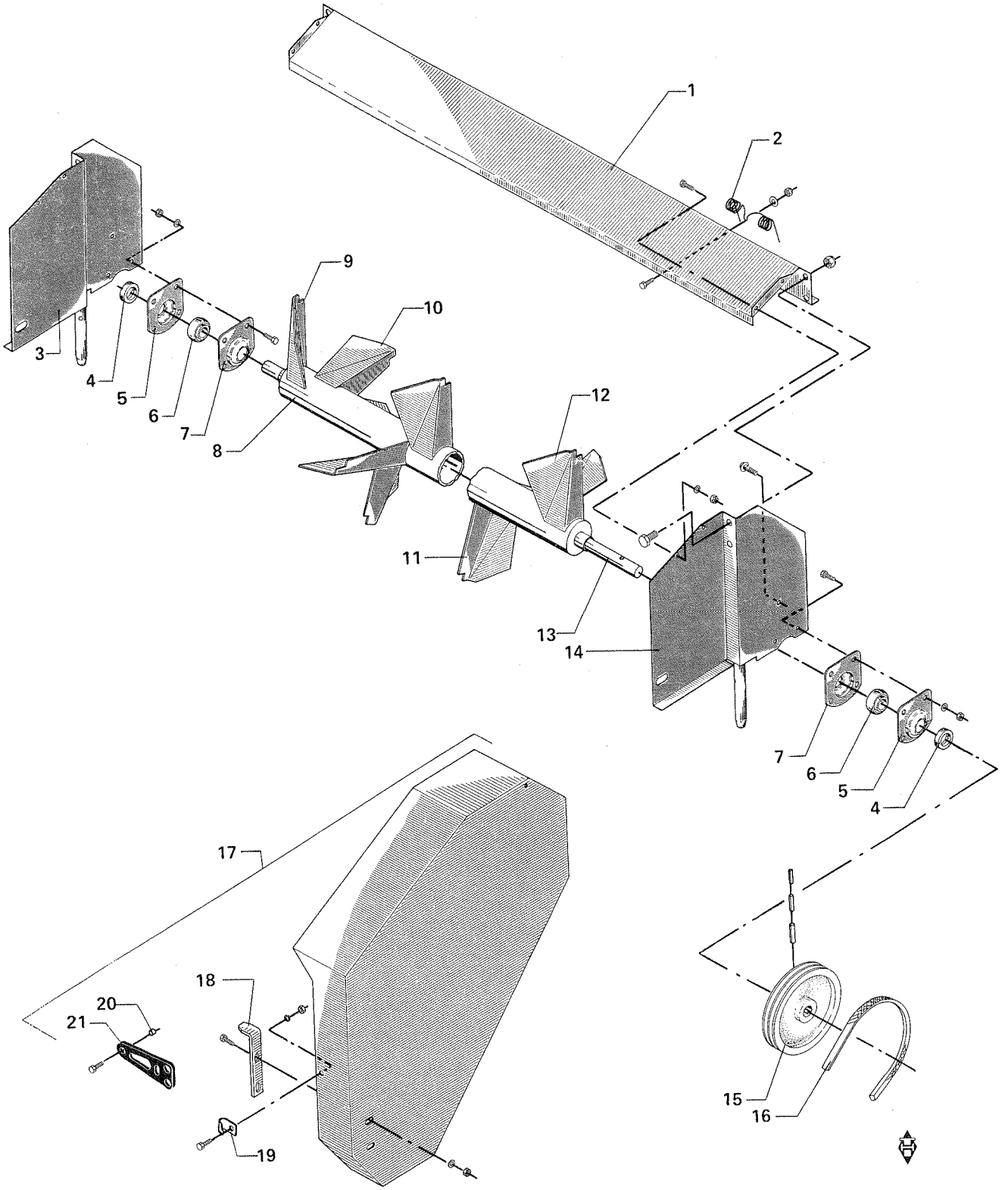

Fig. 20.

| POS. | NUMMER | ANTAL | BETEGNELSE BEZEICHNUNG | DESIGNATION | HERTIL,DAZU, TO THIS,A CECI: | |
|---|---|---|---|---|---|---|
| 1 | 2231-212x | 1 | Tværbjælke<br>Querbalken | Crossbeam<br>Entretoise | 1212-5322 M 16x30<br>1212-2222 M 8x22<br>1220-5321 M 16<br>1220-2321 M 8 | 4<br>4<br>4<br>4 |
| 2 | 1433-0501 | 4 | Stopfjeder<br>Stoppfeder | Stop spring<br>Ressort d'arrêt | 1212-3224<br>1220-3321 | 1<br>1 |
| 3 | 3231-210x | 1 | Sideplade, højre<br>Seitenwand, recht | Side plate, right<br>Ridelle droite | | |
| 4 | 2231-019A | 2 | Stopring<br>Stoppring | Stop ring<br>Anneau d'arrêt | | |
| 5 | 1421-4397 | 2 | Lejehushalvpart<br>Lagerschale | Half of bearing housing<br>Demi-boîtier | | |
| 6 | 1331-3103 | 2 | Kugleleje<br>Kugellager | Ball bearing<br>Roulement | 1339-3301 | 1 |
| 7 | 1421-3397 | 2 | Lejehushalvpart<br>Lagerschale | Half of bearing housing<br>Demi-boîtier | 1211-3222<br>1213-4223<br>1220-4321<br>1220-3121 | 2<br>2<br>2<br>2 |
| 8 | 3231-197A | 1 | Spredevalse<br>Streuwalze | Spreadbeater<br>Eparpilleur | | |
| 9 | 2231-198x | 2 | Spredeblad, yderste, højre<br>Streuschaufel, äusser, recht | Spread lug, outer, right<br>Pale extérieur droite | | |
| 10 | 2231-200x | 8 | Spredeblad, højre<br>Streuschaufel, recht | Spread lug, right<br>Pale droite | | |
| 11 | 2231-201x | 8 | Spredeblad, venstre<br>Streuschaufel, linke | Spread lug, left<br>Pale gauche | | |
| 12 | 2231-199x | 2 | Spredeblad, yderste, venstre<br>Streuschaufel, äusser, linke | Spread lug, outer, left<br>Pale extérieur gauche | | |
| 13 | 3231-247x | 1 | Akseltap<br>Wellezapfen | Dowel for shaft<br>Cheville d'arbre | | |
| 14 | 3231-487A | 1 | Sideplade, venstre<br>Seitenplatte, linke | Side plate, left<br>Ridelle gauche | Se,see,siehe,voir Pos. | 1 |
| 15 | 2231-020A | 1 | Remskive<br>Riemenscheibe | Pulley<br>Poulie | 1251-7502<br>1251-5502<br>1251-2502 | 1<br>1<br>1 |
| 16 | 1361-4402 | 2 | Kilerem<br>Keilriemen | V-belt<br>Courroie | | |
| 17 | 3233-994x | 1 | Skærm samlet<br>Schutz gesammelt | Guard assembling<br>Potection assemblé | | |
| 18 | 2234-458x | 1 | Styretap<br>Steuerungszapfen | Guide dowel<br>Cheville de guidage | 1215-3221 M 10x20<br>1220-3321 M 10 | 2<br>2 |
| 19 | 2080-384x | 1 | Hængsel<br>Scharnier | Hinge<br>Charnière | 1212-3221 M 10x20<br>1220-3321 M 10 | 1<br>1 |
| 20 | 2080-469x | 1 | Bøsning<br>Buchse | Bush<br>Douille | | |
| 21 | 2080-387x | 1 | Strop<br>Stropp | Strap<br>Echape | 1212-3322 M 10x30<br>1220-3321 M 10 | 1<br>1 |

Fig. 21

4230-1106 SUPERSPREDER - SUPERSTREUWERK - SUPER BEATER - EPARPILLEUR SUPER

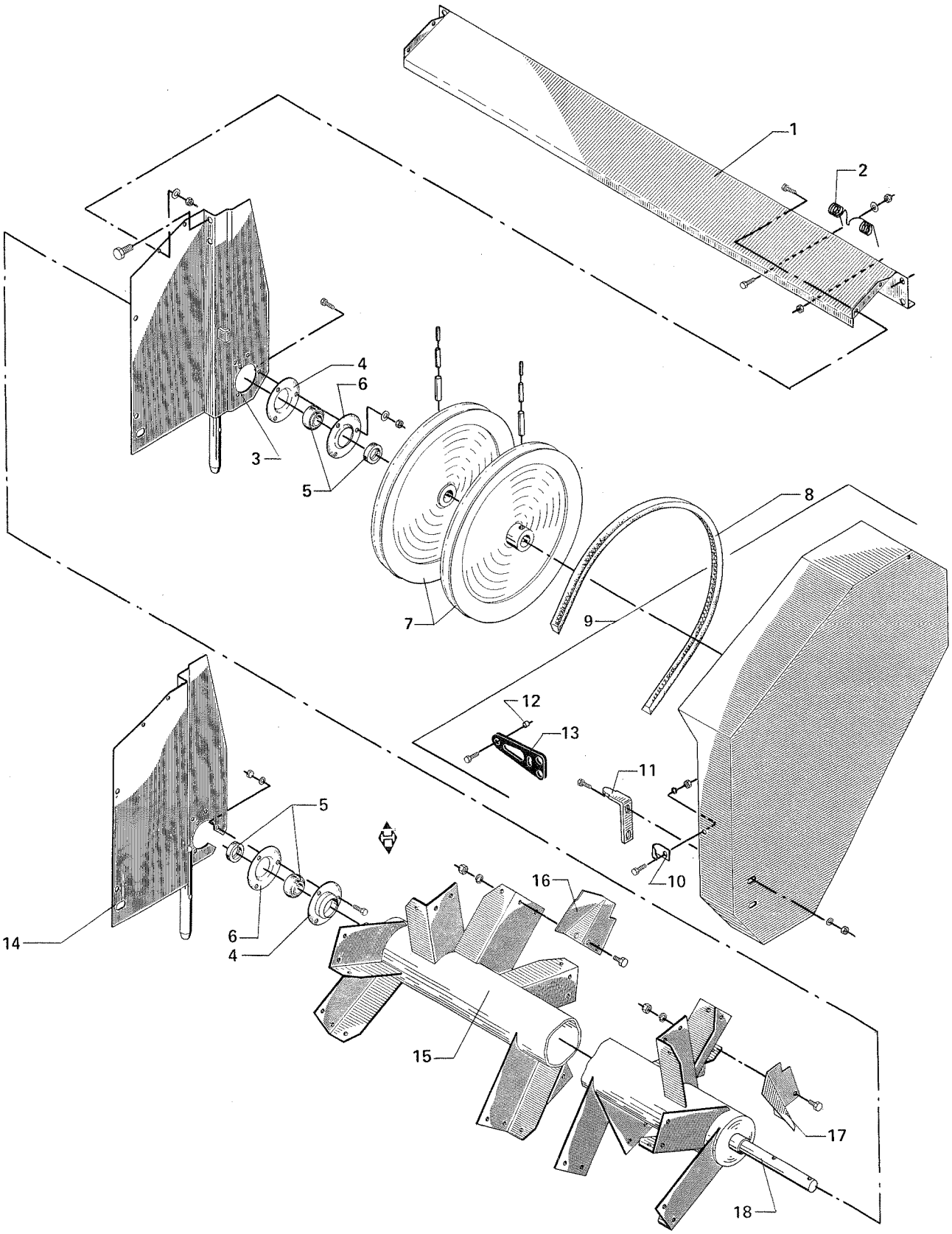

Fig. 21.

| POS. | NUMMER | ANTAL | BETEGNELSE BEZEICHNUNG | DESIGNATION | HERTIL,DAZU, TO THIS,A CECI: | |
|---|---|---|---|---|---|---|
| 1 | 2231-212x | 1 | Tværbjælke<br>Querbalken | Crossbeam<br>Entretoise | 1212-5322 M 16x30<br>1220-5321 M 16<br>1212-2222 M 8x20<br>1220-2321 M 8 | 4<br>4<br>4<br>4 |
| 2 | 1433-0501 | 4 | Stopfjeder<br>Stoppeder | Stop spring<br>Dent d'arrêt | 1212-3224 M 10x25<br>1220-2122 M 10 | 1<br>1 |
| 3 | 3231-479x | 1 | Sideplade, venstre<br>Seitenplatte, linke | Side plate, left<br>Ridelle gauche | | |
| 4 | 1421-7499 | 2 | Lejehushalvpart<br>Lagerschale | Half of bearing housing<br>Demi-boîtier | 1313-2101 H2S 6 mm | 1 |
| 5 | 1331-7406 | 2 | Kugleleje<br>Kugellager | Ball bearing<br>Roulement | | |
| 6 | 1421-4498 | 2 | Lejehushalvpart<br>Lagerschale | Half of bearing housing<br>Demi-boîtier | 1213-3223 M 10x25<br>1220-3121 M 10 | 3<br>3 |
| 7 | 3231-170x | 2 | Remskive<br>Riemenscheibe | Pulley<br>Poulie | 1251-7402 12x55<br>1251-5402 7x55<br>1251-2402 4x55 | 1<br>1<br>1 |
| 8 | 1361-6407 | 2 | Kilerem<br>Keilriemen | V-belt<br>Courroie | | |
| 9 | 3231-497x | 1 | Skærm<br>Schutz | Guard<br>Protection | | |
| 10 | 2080-384x | 1 | Hængsel<br>Scharnier | Hinge<br>Charnière | 1212-3221 M 10x20<br>1220-3321 M 10 | 1<br>1 |
| 11 | 2234-475x | 1 | Styrebøjle<br>Führungsbügel | Guide hoop<br>Etrier de guidage | 1215-3221 M 10x20<br>1220-3321 M 10 | 2<br>2 |
| 12 | 2080-469x | 1 | Bøsning<br>Buchse | Bush<br>Douille | | |
| 13 | 2080-387x | 1 | Strop<br>Stropp | Strap<br>Chape | 1212-3322 M 10x30<br>1220-3321 M 10 | 1<br>1 |
| 14 | 3231-206x | 1 | Sideplade, højre<br>Seitenplatte, recht | Side plate, right<br>Ridelle droite | | |
| 15 | 3231-070A | 1 | Spreder<br>Streutrommel | Beater<br>Eparpilleur | 1213-4323 M 12x35<br>1213-4224 M 12x25<br>1220-4321 M 12 | 2<br>56<br>58 |
| 16 | 2231-099x | 10 | Spredeblad, højre<br>Streuschaufel, rechte | Lug, right<br>Pale droite | | |
| 17 | 2231-100x | 10 | Spredeblad, venstre<br>Streuschaufel, linke | Lug, left<br>Pale gauche | | |
| 18 | 3231-388x | 1 | Akseltap, lang<br>Wellezapfen, lang | Dowel for shaft, long<br>Cheville d'arbre long | | |

Fig. 22

4230-1111 DOBBELTSPREDER - DOPPELSTREUER - DOUBLE BEATER - EPARPILLEUR A 2 HERISONS

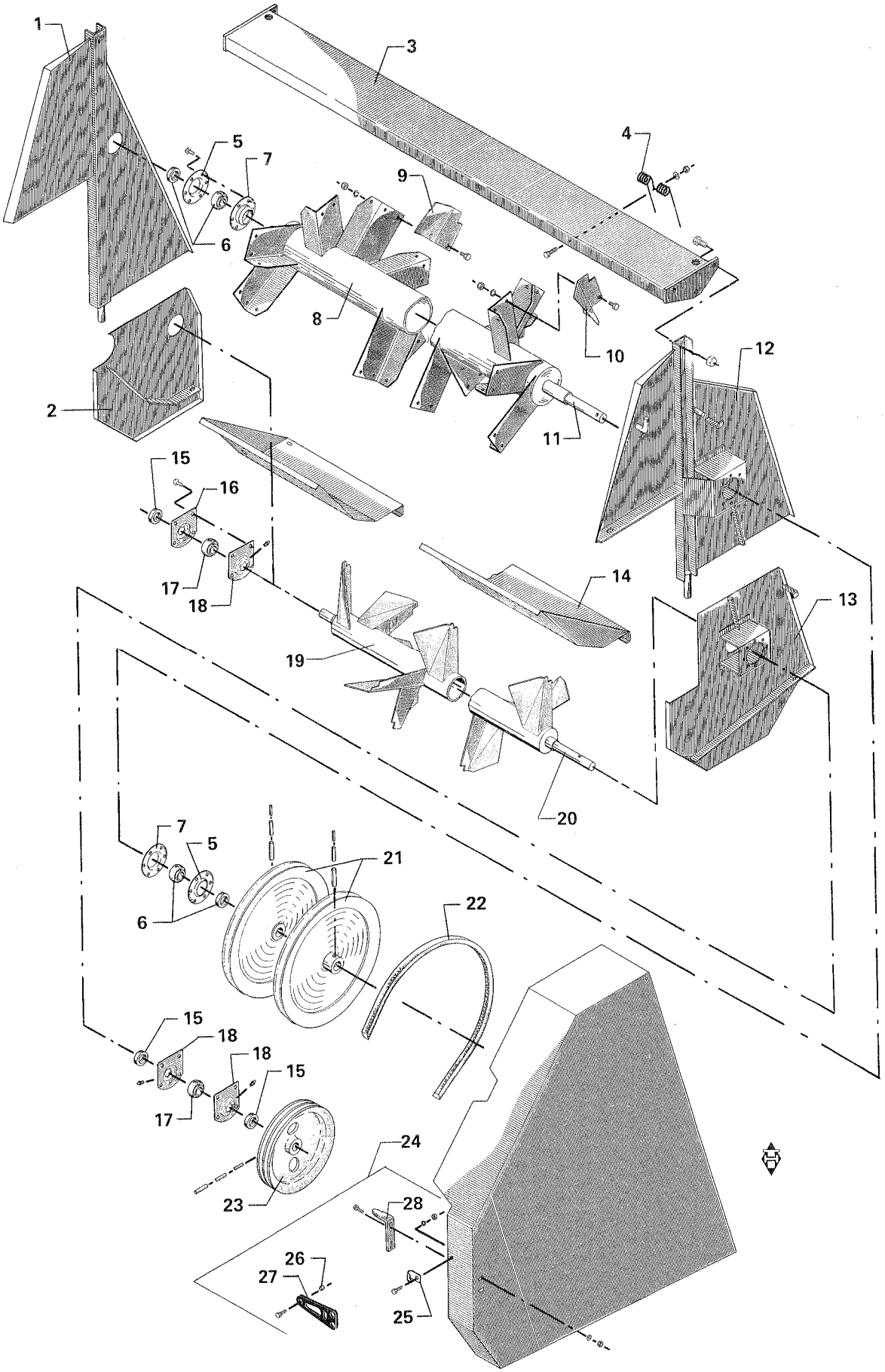

| POS. | NUMMER | ANTAL | BETEGNELSE BEZEICHNUNG | DESIGNATION | HERTIL,DAZU, TO THIS,A CECI: | |
|---|---|---|---|---|---|---|
| 1 | 3231-446x | 1 | Sideplade, højre<br>Seitenplatte, recht | Side plate right<br>Ridelle droite | | |
| 2 | 3231-450x | 1 | Sideplade, højre, nederste<br>Seitenplatte, recht, untere | Sideplate, right, lower<br>Ridelle droite inférieur | 1213-4223 M 12x25<br>1220-4321 M 12 | 4<br>4 |
| 3 | 2231-212x | 1 | Tværbjælke<br>Querbalken | Crossbeam<br>Entretoise | 1212-5322 M 16x30<br>1220-5321 M 16 | 4<br>4 |
| 4 | 1433-0501 | 4 | Stopfjeder<br>Stoppfeder | Stop spring<br>Dent d'arrêt | 1212-3224 M 10x25<br>1220-3321 M 10 | 1<br>1 |
| 5 | 1421-7499 | 2 | Lejehushalvpart<br>Lagerschale | Half of bearing housing<br>Demi-boîtier | 1313-1101 H1S 6 mm | 1 |
| 6 | 1331-7406 | 2 | Kugleleje<br>Kugellager | Ball bearing<br>Roulement | | |
| 7 | 1421-4498 | 2 | Lejehushalvpart<br>Lagerschale | Half og bearing housing<br>Demi-boîtier | 1213-3224 M 10x25<br>1220-3122 M 10 | 3<br>3 |
| 8 | 3231-070A | 1 | Spreder<br>Streutrommel | Beater<br>Eparpilleur | 1213-4323 M 12x35<br>1213-4224 M 12x25<br>1220-4321 M 12 | 2<br>56<br>58 |
| 9 | 2231-099x | 10 | Spredeblad, højre<br>Streuschaufel, recht | Lug, right<br>Pale droite | | |
| 10 | 2231-100x | 10 | Spredeblad, venstre<br>Streuschaufel, linke | Lug, left<br>Pale gauche | | |
| 11 | 3231-388x | 1 | Akseltap, lang<br>Wellezapfen, lang | Dowel for shaft, long<br>Cheville d'arbre long | | |
| 12 | 3231-491x | 1 | Sideplade, venstre<br>Seitenplatte, linke | Sideplate, left<br>Ridelle gauche | | |
| 13 | 3231-490x | 1 | Sideplade, venstre, nederste<br>Seitenplatte, linke, untere | Sideplate, left, lower<br>Ridelle gauche inférieur | 1213-4223 M 12x25<br>1220-4321 M 12 | 4<br>4 |
| 14 | 3231-431x | 1 | Endeplade<br>Endplatte | Endplate<br>Plaque d'extrémité | 1213-4321 M 12x30<br>1220-4321 M 12 | 6<br>6 |
| 15 | 2231-019A | 3 | Stopring<br>Stoppring | Stopring<br>Baque d'arrêt | 1219-0223 M 10x10 | 1 |
| 16 | 1421-3397 | 1 | Lejehushalvpart<br>Lagerschale | Half of bearing housing<br>Demi-boîtier | 1213-4321 M 12x30<br>1220-4321 M 12<br>1313-2101 H2S 6 mm | 2<br>2<br>1 |
| 17 | 1331-3103 | 2 | Kugleleje<br>Kugellager | Ball bearing<br>Roulement | | |
| 18 | 1421-4397 | 3 | Lejehushalvpart<br>Lagerschale | Half of bearing housing<br>Demi-boîtier | 1213-3223 M 10x25<br>1220-3321 M 10 | 2<br>2 |
| 19 | 3231-197A | 1 | Spreder<br>Streutrommel | Beater<br>Eparpilleur | | |
| 20 | 3231-247x | 1 | Akseltap, lang<br>Wellezapfen, lang | Dowel for shaft, long<br>Cheville d'arbre long | | |
| 21 | 3132-170x | 2 | Remskive<br>Riemenscheibe | Pulley<br>Poulie | 1251-7402 12x55<br>1251-5402 7x55<br>1251-2402 4x55 | 1<br>1<br>1 |
| 22 | 1361-7403 | 2 | Kilerem<br>Keilriemen | V-belt<br>Courroie | | |
| 23 | 2231-020A | 1 | Remskive<br>Riemenscheibe | Pulley<br>Poulie | 1251-7502 12x65<br>1251-5502 7x65<br>1251-2502 4x65 | 1<br>1<br>1 |
| 24 | 3231-546x | 1 | Skærm samlet<br>Schutz gesammelt | Guard assembling<br>Protection assemblé | | |
| 25 | 2080-384x | 1 | Hængsel<br>Scharnier | Hinge<br>Charnière | 1212-3221 M 10x20<br>1220-3321 M 10 | 1<br>1 |
| 26 | 2080-469x | 1 | Bøsning<br>Buchse | Bush<br>Douille | | |
| 27 | 2080-387x | 1 | Strop<br>Stropp | Strap<br>Chape | | |
| 28 | 2234-475x | 1 | Styretap<br>Führungszapfen | Guide dowel<br>Cheville de guidage | | |

Fig. 23

4230-3020 KOMBIAFLÆSSER MED REM - COMBINED ELEVATOR WITH TOOTH BELT
KOMBIABLADER MIT RIEMEN - L'ELEVATEUR DECHARGEUR AVEC COURROIE DE DENT

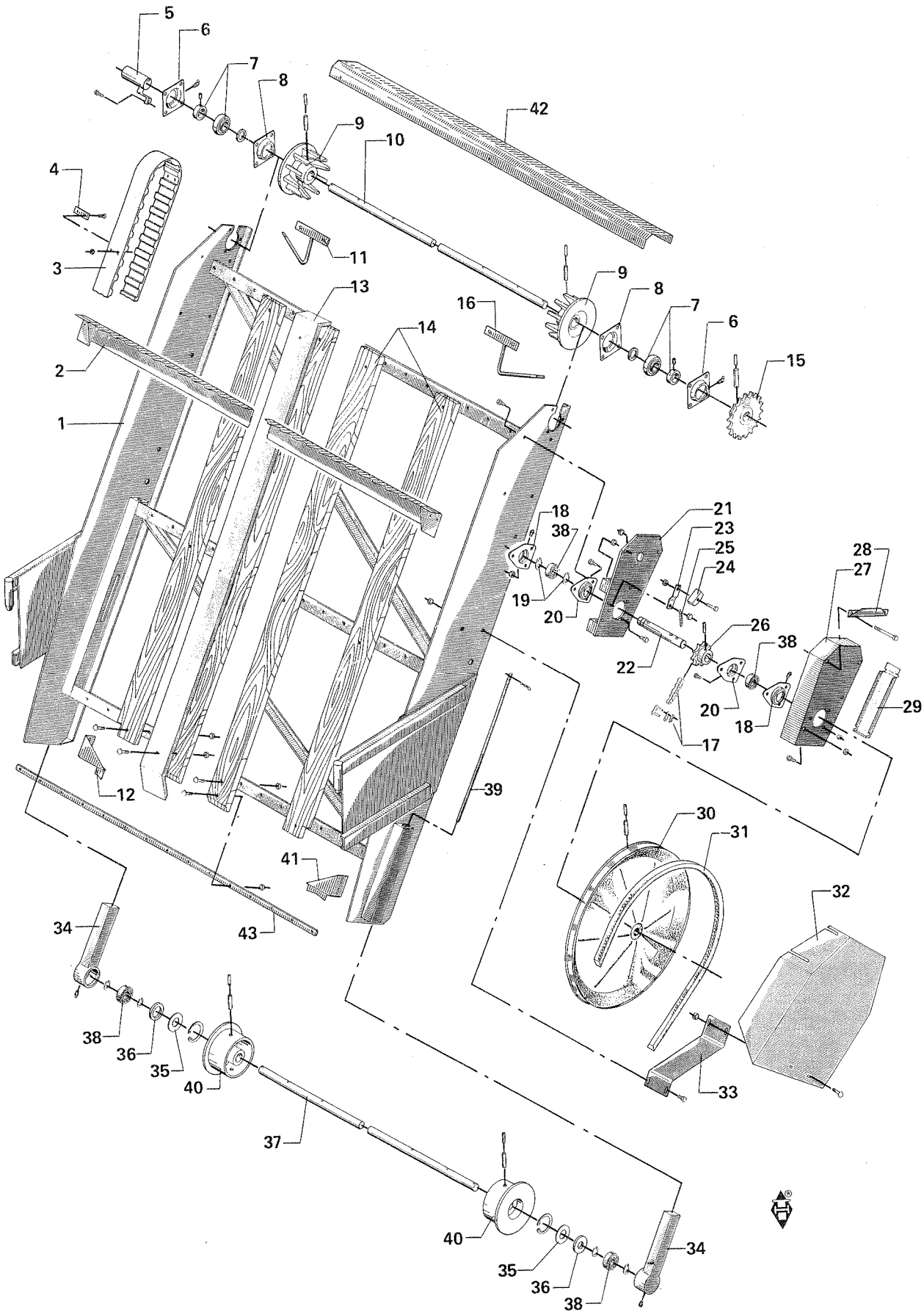

Fig. 23.

| POS. | NUMMER | ANTAL | BETEGNELSE BEZEICHNUNG | DESIGNATION | HERTIL,DAZU, TO THIS,A CECI: | |
|---|---|---|---|---|---|---|
| 1 | 3234-539x | 1 | Stel<br>Rahmen | Frame<br>Bâti | | |
| 2 | 3234-558x | 9 | Medbringer<br>Mitnehmer | Carrier<br>Rabatteur | 1219-0216<br>1220-2321 | 4<br>4 |
| 3 | 1361-9101 | 2 | Tandrem<br>Zahnriemen | Tooht belt<br>Courroie de dent | | |
| 4 | 2234-567x | 18 | Underlag<br>Unterlage | Support<br>Support | | |
| 5 | 3234-566x | 1 | Rør mod vikling<br>Rohr | Tube<br>Tube | | |
| 6 | 1421-6489 | 2 | Lejehushalvpart<br>Lagerschale | Half of bearing housing<br>Demi-boîtier | | |
| 7 | 1331-7406 | 2 | Kugleleje GE35KRRB<br>Kugellager GE35KRRB | Ball bearing GE35KRRB<br>Roulement GE35KRRB | | |
| 8 | 1421-5498 | 2 | Lejehushalvpart<br>Lagerschale | Half of bearing housing<br>Demi-boîtier | | |
| 9 | 2234-508x | 2 | Drivhjul<br>Antriebswelle | Driving wheel<br>Roue d'entraînement | 1251-2502 4x65<br>1251-5502 7x65<br>1251-7502 12x65 | 1<br>1<br>1 |
| 10 | 2234-552x | 1 | Aksel, øverste<br>Welle, obere | Shaft, upper<br>Arbre supérieur | | |
| 11 | 3234-562x | 1 | Udskraber, højre<br>Abkratzer, recht | Scraper, right<br>Raclette droite | | |
| 12 | 3234-519x | 1 | Afskraber<br>Abstreicher | Scraper<br>Raclette | 1215-3227<br>1220-3321 | 2<br>2 |
| 13 | 2234-550x | 3 | Slidskinne<br>Gleitschiene | Wearing bar<br>Plaque d'usure | 1219-0521<br>1220-2321 | 3<br>3 |
| 14 | 2234-549x | 15 | Bræt<br>Brett | Board<br>Planche | 1215-2321<br>1220-2321 | 3<br>3 |
| 15 | 2234-547x | 1 | Tandhjul<br>Zahnrad | Sprocket wheel<br>Roue dentée | 1251-4302<br>1251-6302 | 1<br>1 |
| 16 | 3234-563x | 1 | Udskraber, venstre<br>Abkratzer, linke | Scraper, left<br>Raclette gauche | 1215-3227<br>1220-3321 | 2<br>2 |
| 17 | 1363-0415 | 1 | Rullekæde<br>Rollenkette | Roller chain<br>Chaîne à rouleau | 1363-9024 | 1 |
| 18 | 1421-3389 | 2 | Lejehushalvpart<br>Lagerschale | Half of bearing housing<br>Demi-boîtier | 1313-3101 H3S 6 mm | 1 |
| 19 | 1255-3201 | 2 | Låsering U 30<br>Schliessring U 30 | Lock ring U 30<br>Anneau de verrouillage U 30 | | |
| 20 | 1421-3399 | 2 | Lejehushalvpart<br>Lagerschale | Half of bearing housing<br>Demi-boîtier | | |
| 21 | 3234-541x | 1 | Bagplade<br>Hinterwand | Rear plate<br>Plaque arrière | | |
| 22 | 2234-431x | 1 | Kædekasseaksel<br>Kettenkastenwelle | Chain box shaft<br>Arbre d'étui à chaîne | | |
| 23 | 2234-445x | 1 | Fjederarm<br>Arm f. Feder | Arm for spring<br>Bras de ressort | 1212-2224 M 8x25<br>1220-2321 M 8 | 1<br>1 |
| 24 | 2234-470x | 1 | Strammeklods<br>Spannklotz | Tightening bloc<br>Bloc de tendre | 1211-2124 M 8x40<br>1220-2321 M 8 | 1<br>1 |
| 25 | 1432-1197 | 1 | Trækfjeder<br>Zugfeder | Tension spring<br>Ressort de tension | | |
| 26 | 2234-432x | 1 | Kædehjul<br>Kettenrad | Sprocket wheel<br>Roue à chaîne | 1251-6402 10x55<br>1251-4402 6x55 | 1<br>1 |
| 27 | 3234-545x | 1 | Forplade<br>Vorderplatte | Front plate<br>Plaque avant | | |
| 28 | 2234-437x | 1 | Skærmstøtte<br>Stütze f. Schutz | Mudguard stay<br>Branche de support | | |

Fig. 23

4230-3020 KOMBIAFLÆSSER MED REM - COMBINED ELEVATOR WITH TOOTH BELT
KOMBIABLADER MIT RIEMEN - L'ELEVATEUR DECHARGEUR AVEC COURROIE DE DENT

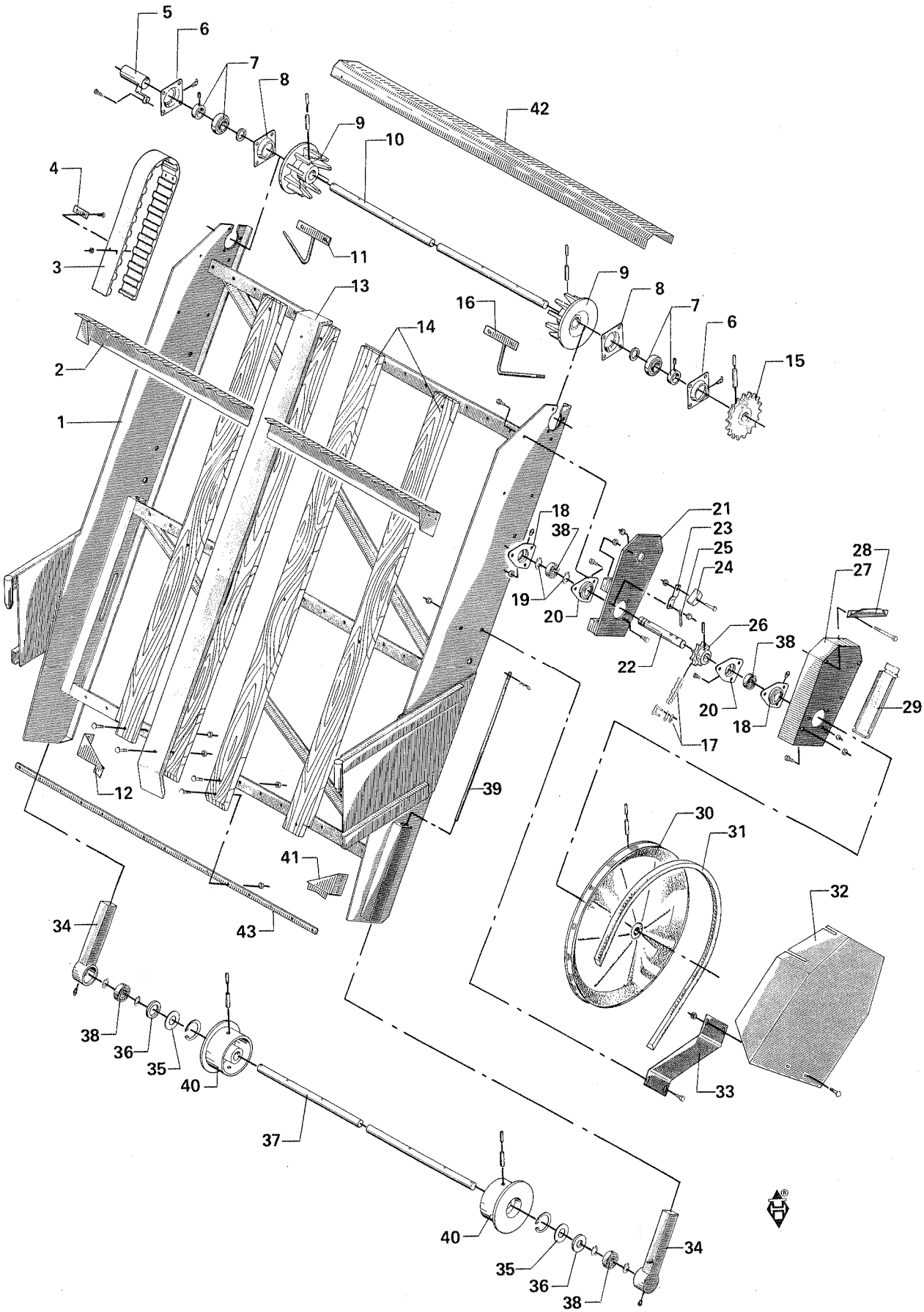

Fig. 29.

| POS. | NUMMER | ANTAL | BETEGNELSE BEZEICHNUNG | DESIGNATION | HERTIL,DAZU, TO THIS,A CECI: | |
|---|---|---|---|---|---|---|
| 29 | 2234-444x | 1 | Låge<br>Deckel | Cover<br>Couvercle | | |
| 30 | 3050-074A | 1 | Kileremskive<br>Keilriemenscheibe | Pulley<br>Poulie | 1251-6302 10x45<br>1251-4302 6x45 | 1<br>1 |
| 31 | 1361-8310 | 1 | Kilerem<br>Keilriemen | V-belt<br>Courroie | | |
| 32 | 3234-433A | 1 | Skærm<br>Schutz | Guard<br>Protection | | |
| 33 | 2234-442x | 1 | Skærmholder<br>Schutzhalterung | Guard holder<br>Support de protection | 1215-3220 M 10x20<br>1220-3321 M 10 | 2<br>2 |
| 34 | 3234-515x | 2 | Lejehus<br>Lagergehäuse | Bearing housing<br>Boîtier de roulement | 1255-5102 I 62<br>1313-3101 | 1<br>1 |
| 35 | 1241-9401 | 2 | Skive<br>Scheibe | Washer<br>Rondelle | | |
| 36 | 2234-419x | 2 | Afstandsskive<br>Distanzscheibe | Distance washer<br>Rondelle d'espacement | | |
| 37 | 2234-553x | 1 | Aksel, nederste<br>Welle, untere | Shaft lower<br>Arbre inférieur | | |
| 38 | 1331-3103 | 4 | Kugleleje<br>Kugellager | Ball bearing<br>Roulement | | |
| 39 | 3234-532x | 2 | Spindel<br>Spindel | Spindle<br>Arbre | 1254-2101 5 mm | 1 |
| 40 | 2234-512x | 2 | Rulle<br>Rolle | Roller<br>Rouleau | 1251-4402 6x55<br>1251-6402 10x55 | 1<br>1 |
| 41 | 3234-585x | 1 | Afskraber<br>Abstreicher | Scraper<br>Raclette | | |
| 42 | 2234-548x | 1 | Skærm<br>Schutz | Guard<br>Protection | | |
| 43 | 2234-571x | 1 | Underlag<br>Unterlage | Support<br>Support | | |

Fig. 24

4230-3012 KOMBIAFLÆSSER MED KÆDE - COMBINED ELEVATOR WITH CHAIN
KOMBIABLADER MIT KETTE - L'ELEVATEUR DECHARGEUR AVEC CHAINE

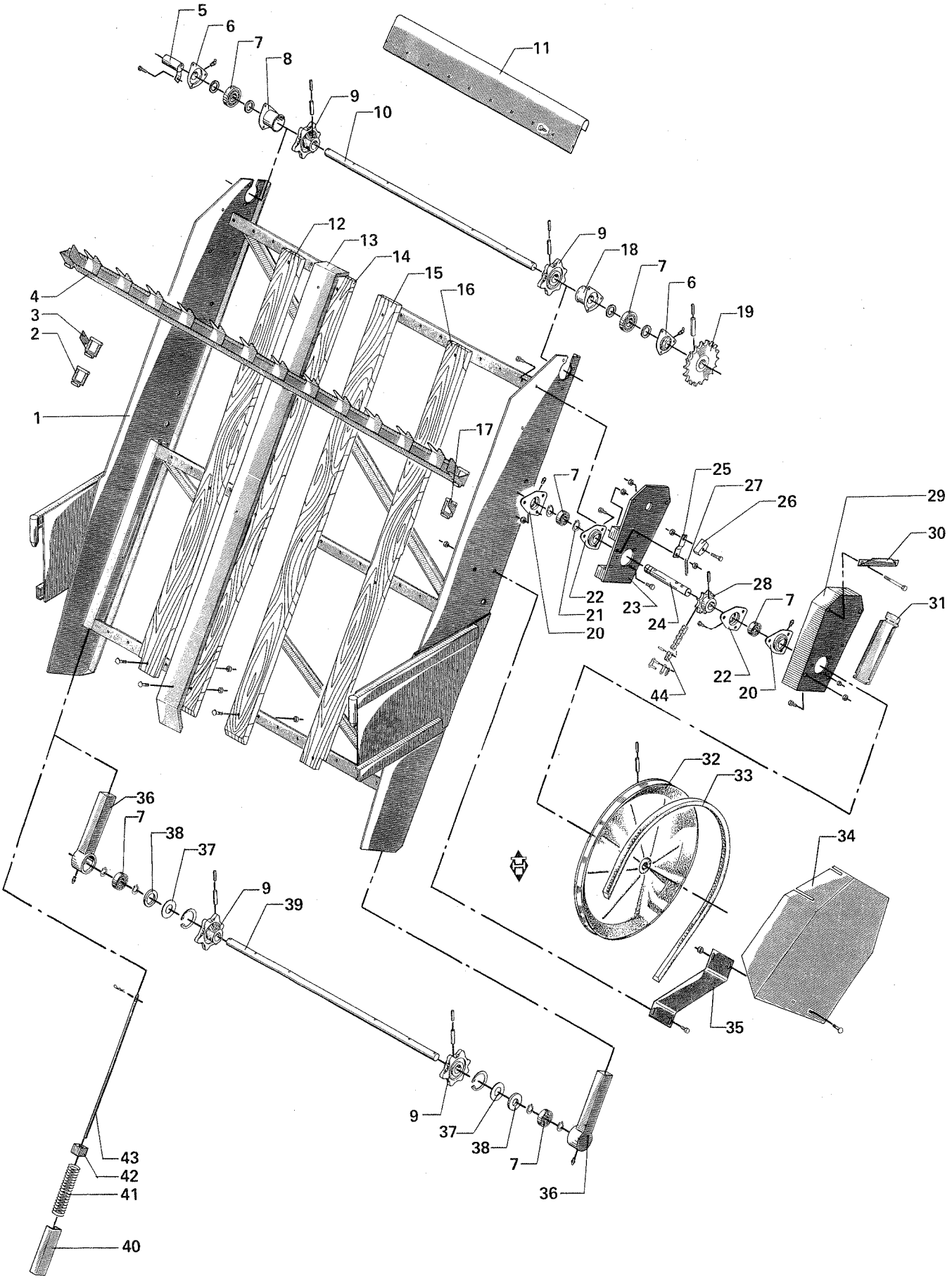

Fig. 24.

| POS. | NUMMER | ANTAL | BETEGNELSE BEZEICHNUNG | DESIGNATION | HERTIL,DAZU, TO THIS,A CECI: | |
|---|---|---|---|---|---|---|
| 1 | 3234-400x | 1 | Ramme<br>Rahmen | Frame<br>Chassîs | | |
| 2 | 1364-2201 | 104 | Elevatorkædeled<br>Kettenglied | Chain link<br>Maillon de chaîne | | |
| 3 | 3233-604x | 3 | Medbringerled, højre<br>Mitnehmerkettenglied, recht | Conveyor chain link, right<br>Maillon à chaîne de rabatteur droite | | |
| 4 | 3233-461x | 9 | Medbringer<br>Mitnehmer | Carrier<br>Rabatteur | | |
| 5 | 3233-471B | 1 | Beskyttelsesrør<br>Schutzrohr | Protection tube<br>Tube protection | | |
| 6 | 1421-3398 | 2 | Lejehushalvpart<br>Lagerschale | Half of bearing housing<br>Demi-boîtier | 1313-2101 H2S 6 mm | 1 |
| 7 | 1331-3103 | 6 | Kugleleje<br>Kugellager | Ball bearing<br>Roulement | 1339-3301 30x43x5 | 2 |
| 8 | 3233-176x | 1 | Lejehushalvpart<br>Lagerschale | Half of bearing housing<br>Demi-boîtier | 1339-3301 | 1 |
| 9 | 2233-491x | 4 | Kædehjul<br>Kettenrad | Sprocket wheel<br>Pignon à chaîne | 1251-6401 10x50<br>1251-4001 6x50 | 1<br>1 |
| 10 | 2234-416A | 1 | Kædeaksel, øverste<br>Kettenwelle, obere | Chain shaft, upper<br>Arbre à chaîne supérieur | | |
| 11 | 2233-470x | 1 | Skærm, gennemgående<br>Schutz, durchgehende | Guard, through-going<br>Protection traversant | | |
| 12 | 2233-489C | 1 | Sidebræt, højre<br>Seitenbrett, recht | Side board, right<br>Ridelle droite | 1215-2321 M 8x30<br>1220-2321 M 8 | 3<br>3 |
| 13 | 2233-469B | 3 | Slidskinne<br>Gleitschiene | Wearing bar<br>Plaque d'usure | 1219-0521 M 8x30<br>1220-2121 M 8 | 3<br>3 |
| 14 | 2233-490B | 3 | Bundbræt<br>Bodenbrett | Bottom board<br>Planche de fond | Se,see,siehe,voir Pos. 12. | |
| 15 | 2233-945x | 12 | Bundbræt<br>Bodenbrett | Bottom board<br>Planche de fond | Se,see,siehe,voir Pos. 12. | |
| 16 | 2233-690x | 1 | Sidebræt, venstre<br>Seitenbrett, linke | Side board, left<br>Ridelle gauche | | |
| 17 | 3233-605x | 3 | Medbringerled, venstre<br>Mitnehmerkettenglied, linke | Conveyor chain link, left<br>Maillon à chaîne de rabatteur gauche | | |
| 18 | 3233-478x | 1 | Lejehushalvpart<br>Lagerschale | Half of bearing housing<br>Demi-boîtier | 1339-3301 | 1 |
| 19 | 3234-457x | 1 | Kædehjul<br>Kettenrad | Sprocket wheel<br>Pignon à chaîne | 1251-6302 10x45<br>1251-4302 6x45 | 1<br>1 |
| 20 | 1421-3389 | 2 | Lejehushalvpart<br>Lagerschale | Half of bearing housing<br>Demi-boîtier | 1313-3101 H3S 6 mm | 1 |
| 21 | 1255-3201 | 2 | Sikringsring<br>Sicherungsring | Securing ring<br>Anneau de sûreté | | |
| 22 | 1421-3399 | 2 | Lejehushalvpart<br>Lagerschale | Half of bearing housing<br>Demi-boîtier | 1212-2222 M 8x20<br>1220-2321 M 8 | 3<br>3 |
| 23 | 3234-446A | 1 | Mellemplade<br>Einlage | Intermediate plate<br>Plaque intermédiaire | 1211-3398 M 10x90<br>1220-3321 M 10 | 4<br>4 |
| 24 | 2234-431x | 1 | Kædekasseaksel<br>Kettenwelle | Chain shaft<br>Chaîne à rouleau | | |
| 25 | 2234-445x | 1 | Fjederarm<br>Arm f. Feder | Arm for spring<br>Bras de ressort | 1212-2224 M 8x25<br>1220-2321 M 8 | 1<br>1 |
| 26 | 2234-470x | 1 | Strammeklods<br>Spannklotz | Tightening bloc<br>Bloc de tendre | 1211-2124 M 8x40<br>1220-2321 M 8 | 1<br>1 |
| 27 | 1432-1197 | 1 | Trækfjeder<br>Zugfeder | Tension spring<br>Ressort de tension | | |
| 28 | 2234-432x | 1 | Kædehjul<br>Kettenrad | Sprocket wheel<br>Pignon à chaîne | 1251-6402 10x55<br>1251-4402 6x55 | 1<br>1 |

Fig. 24

4230-3012 KOMBIAFLÆSSER MED KÆDE - COMBINED ELEVATOR WITH CHAIN
KOMBIABLADER MIT KETTE - L'ELEVATEUR DECHARGEUR AVEC CHAINE

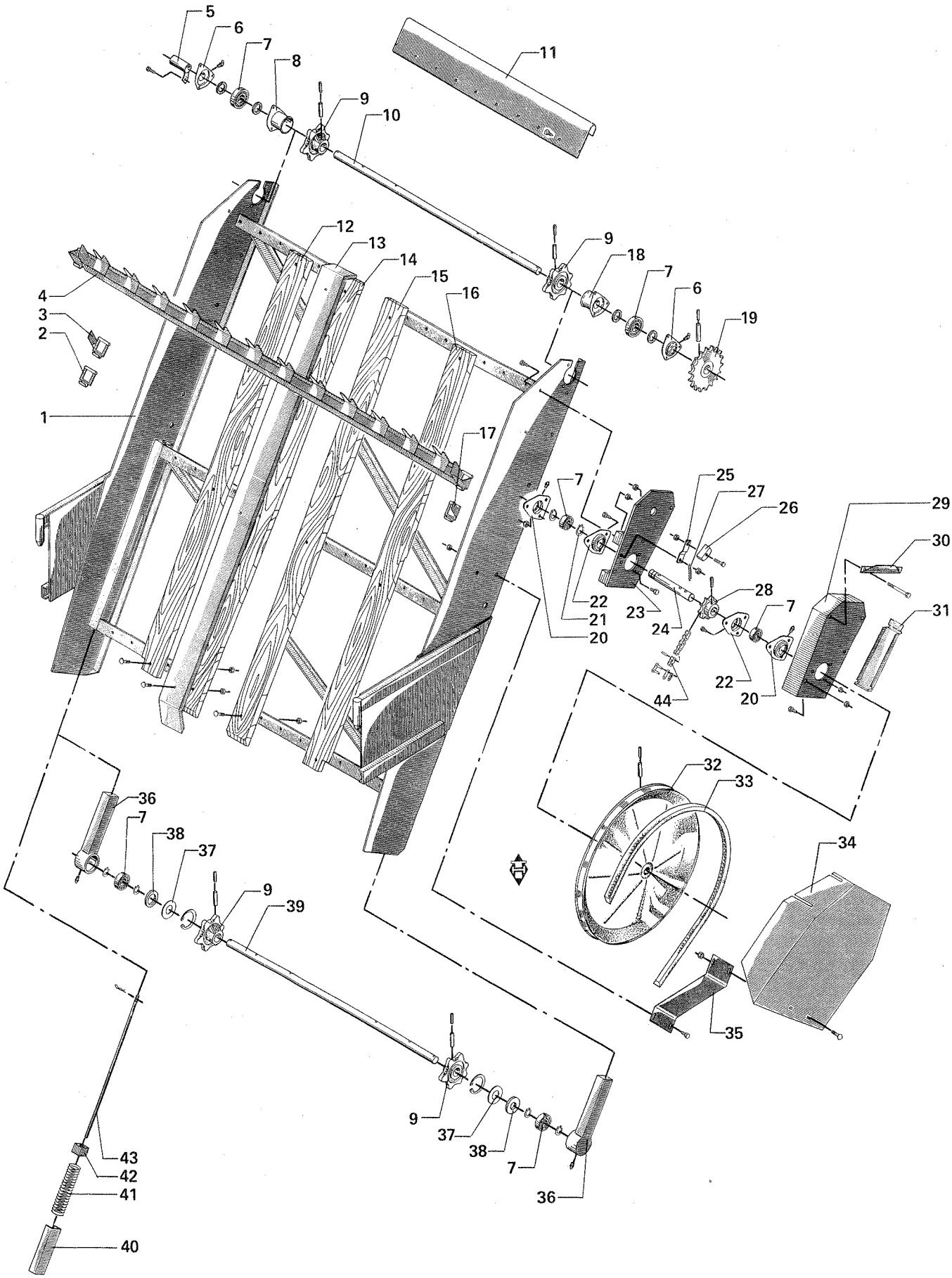

Fig. 24.

| POS. | NUMMER | ANTAL | BETEGNELSE BEZEICHNUNG | DESIGNATION | HERTIL,DAZU, TO THIS,A CECI: | |
|---|---|---|---|---|---|---|
| 29 | 3234-425x | 1 | Kædekasse<br>Kettenkasten | Chain box<br>Etui à chaîne | | |
| 30 | 2234-437x | 1 | Skærmstøtte<br>Stütze f. Schutz | Mudguard stay<br>Branche de support | | |
| 31 | 2234-444x | 1 | Låge<br>Deckel | Cover<br>Couvercle | | |
| 32 | 3050-074A | 1 | Remskive<br>Riemenscheibe | Pulley<br>Poulie | 1251-6302 10x45<br>1251-4302 6x45 | 1<br>1 |
| 33 | 1361-8308 | 1 | Kilerem<br>Keilriemen | V-belt<br>Courroie | | |
| 34 | 3234-433A | 1 | Skærm<br>Schutz | Guard<br>Protection | | |
| 35 | 2234-442x | 1 | Skærmholder<br>Schutzhalterung | Guard holder<br>Support de protection | 1215-3220 M 10x15<br>1220-3321 M 10 | 2<br>2 |
| 36 | 3114-086x | 2 | Lejeholder<br>Lagerhalterung | Bearing holder<br>Support de roulement | 1255-5102<br>1313-1101 H1S | 1<br>1 |
| 8 ~~37~~ | 1241-9401 | 2 | Tætningsskive<br>Dichtungsscheibe | Tightening washer<br>Rondelle d'étanchéité | | |
| 7 ~~38~~ | 2234-419x | 2 | Afstandsskive<br>Distanzscheibe | Distance washer<br>Rondelle d'espacement | | |
| 39 | 2234-418x | 1 | Kædeaksel, nederste<br>Kettenwelle, untere | Chain shaft, lower<br>Arbre à chaîne inférieur | 1255-3201 U 30 | 4 |
| 40 | 2234-472x | 2 | Afstandsrør<br>Distanzrohr | Distance tube<br>Tube d'espacement | | |
| 41 | 1431-3495 | 2 | Trykfjeder<br>Druckfeder | Compression spring<br>Ressort de pression | | |
| 42 | 2234-440x | 2 | Strammeplade<br>Spannplatte | Tightening plate<br>Plaque de tendre | | |
| 43 | 2234-443x | 2 | Spindel<br>Spindel | Spindle<br>Arbre | 1251-4201 6x30<br>1254-2101 3 mm | 1<br>1 |
| 44 | 1363-0406 | 1 | Rullekæde<br>Rollenkette | Roller chain<br>Chaîne à rouleau | 1363-9024<br>1363-9025<br>1363-9026 | 1<br>1<br>1 |
| * | 3233-801x | 1 | Aflæssekæde samlet<br>Abladekette gesammelt | Unload chain assembling<br>Chaîne de débord assemblé | | |

Fig. 25

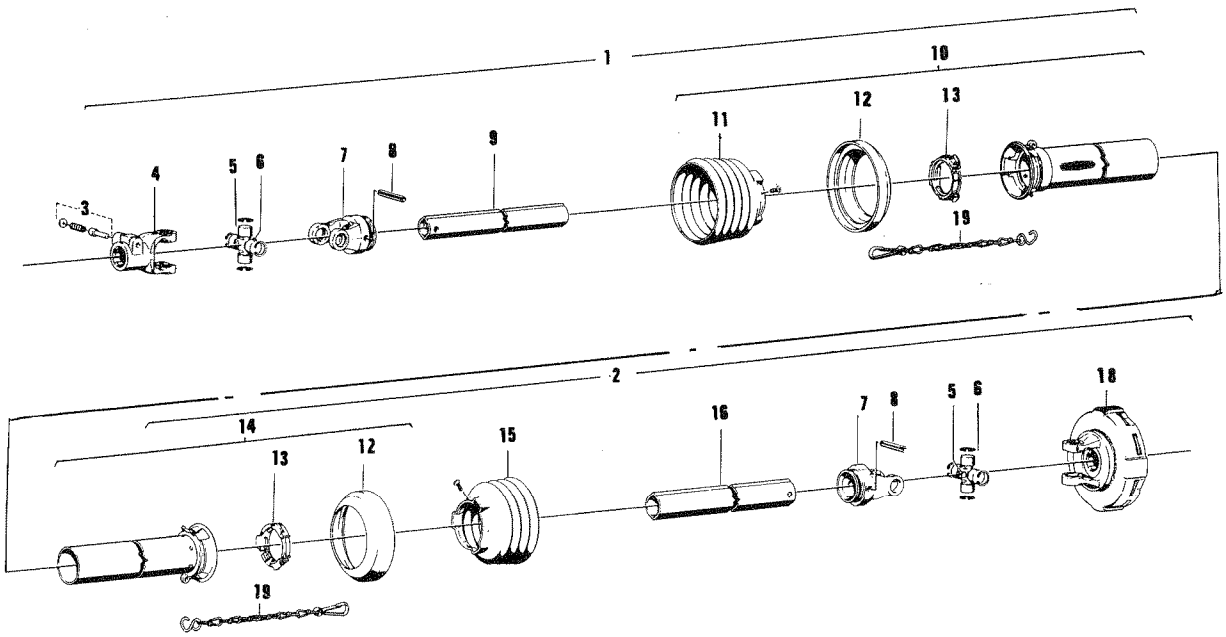

1340-4204/1340-4205 KRAFTOVERFØRINGSAKSEL - GELENKWELLE - P.T.O.SHAFT - ARBRE A CARDANS

| POS. | JF-NUMMER | W.NUMMER | BETEGNELSE BEZEICHNUNG | DESIGNATION | 1340-4204 | 1340-4205 |
|---|---|---|---|---|---|---|
| 1 | 1340-0274 | - | Forreste del<br>Vord. Teil | Front part<br>Partie avant | 1 | - |
| | 1340-0275 | - | Bageste del<br>Hint. Teil | Rear part<br>Partie arrière | - | 1 |
| 2 | 1340-0332 | - | Forreste del<br>Vord. Teil | Front part<br>Partie avant | 1 | - |
| | 1340-0333 | - | Bageste del<br>Hint. Teil | Rear part<br>Partie arrière | - | 1 |
| 3 | 1341-9523 | agraset 101 | Låsestift<br>Schiebstift | Lock pin<br>Cheville d'arrêt | 1 | 1 |
| 4 | 1341-9006 | 20.10.00 | Koblingsgaffel<br>Kupplungsgabel | Coupling fork<br>Machoire | 1 | 1 |
| 5 | 1341-9154 | 20.00.00 | Kryds samlet<br>Kreuzgarniture gesammelt | Centre cross assembling<br>Croisillon assemblé | 2 | 2 |
| 6 | 1341-9190 | 63.27.00 | Smørenippel<br>Schmiernippel | Grease nipple<br>Graisseur | 2 | 2 |
| 7 | 1341-9029 | 20.11.00 | Gaffel<br>Gabel | Fork<br>Machoire | 1 | 1 |
| 8 | 1341-9508 | 61.05.04 | Spændestift<br>Spannstift | Special pin<br>Goupille mécanindus | 2 | 2 |
| 9 | 1342-1120 | 75.11.16 | Profilrør<br>Profilrohr | Profile tube<br>Tube profile | 1 | - |
| | 1342-1122 | 75.11.16 | Profilrør<br>Profilrohr | Profile tube<br>Tube profile | - | 1 |
| 10 | 1342-2915 | 85.105 | Beskyttelsesrør<br>Schutzrohr | Protection tube<br>Tube protection | 1 | - |
| | 1342-2911 | 85.105 | Beskyttelsesrør<br>Schutzrohr | Protection tube<br>Tube protection | - | 1 |
| 11 | 1341-9325 | 85.15.05 | Plastikskærm<br>Schutztrichter | Plastic cone<br>Protection plastique | 1 | 1 |
| 12 | 1341-9630 | 82.85.00 | Støttering<br>Stützring | Support ring<br>Anneau support | 2 | 2 |
| 13 | 1341-9619 | 83.83.06 | Ring<br>Ring | Ring<br>Anneau | 2 | 2 |
| 14 | 1342-2965 | 85.104 | Beskyttelsesrør<br>Schutzrohr | Protection tube<br>Tube protection | 1 | - |
| | 1342-2961 | 85.104 | Beskyttelsesrør<br>Schutzrohr | Protection tube<br>Tube protection | - | 1 |
| 15 | 1341-9323 | 85.15.04 | Plastikskærm<br>Schutztrichter | Plastic cone<br>Protection plastique | 1 | 1 |
| 16 | 1341-1172 | 75.15.16 | Profilrør<br>Profilrohr | Profile tube<br>Tube profile | 1 | - |
| | 1341-1173 | 75.15.16 | Profilrør<br>Profilrohr | Profile tube<br>Tube profile | - | 1 |
| 17 | 1341-9028 | 20.12.00 | Gaffel<br>Gabel | Fork<br>Machoire | 1 | 1 |
| 18 | 1340-9163 | 56.216.16 | Friktionskobling<br>Reibkupplung | Friction clutch<br>Limiteur à friction | 1 | 1 |
| 19 | 1341-9641 | 82.36.03 | Holdekæde<br>Haltekette | Support chain<br>Chainette | 2 | 2 |

Fig. 26

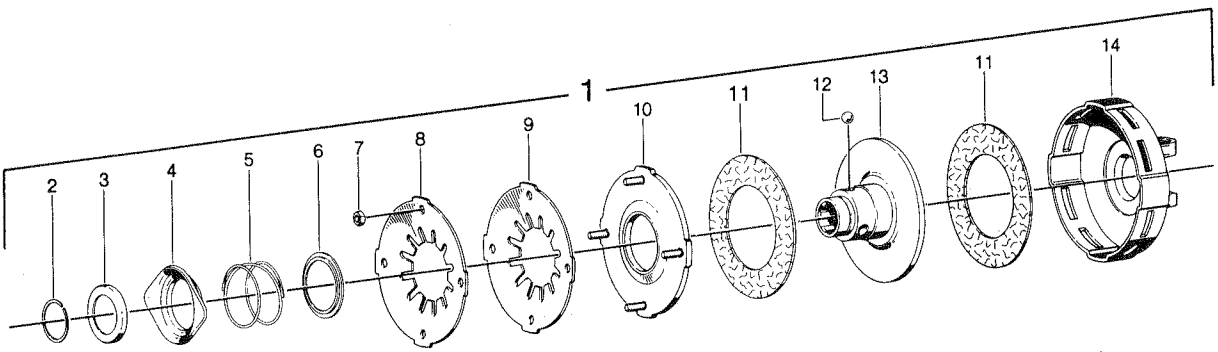

FRIKTIONSKOBLING FOR KRAFTOVERFØRINGSAKSEL 1340-4204/1340-4205
REIBKUPPLUNG FUR GELENKWELLE 1340-4204/1340-4205
FRICTION CLUTCH FOR P.T.O. SHAFT 1340-4204/1340-4205
LIMITEUR A FRICTION POUR ARBRE A CARDANS 1340-4204/1340-4205

| POS. | JF-NUMMER | W.NUMMER | BETEGNELSE BEZEICHNUNG | DESIGNATION | ANTAL |
|---|---|---|---|---|---|
| 1 | 1340-9163 | 56.216.16 | Friktionskobling<br>Reibkupplung | Friction clutch<br>Limiteur à friction | 1 |
| 2 | 1341-9450 | 62.07.00 | Låsering<br>Schliessring | Lock ring<br>Anneau de verrouillage | 1 |
| 3 | 1341-9542 | 16.20.14 | Anlægsskive<br>Anlagescheibe | Thrust plate<br>Anneau d'arrêt | 1 |
| 4 | 1341-9462 | 65.03.05 | Spændeskive<br>Spannscheibe | Tightening washer<br>Plateau de serrage | 1 |
| 5 | 1341-9583 | 66.01.46 | Trykfjeder<br>Druckfeder | Compression spring<br>Ressort de pression | 1 |
| 6 | 1341-9543 | 16.20.16 | Støttering<br>Stützring | Back-up ring<br>Bague d'arrêt | 1 |
| 7 | 1220-2122 | 60.51.05 | Møtrik<br>Mutter | Nut<br>Ecrou | 4 |
| 8 | 1341-9573 | 66.10.00 | Tallerkenfjeder<br>Tellerfeder | Belleville spring<br>Ressort belleville | 1 |
| 9 | 1341-9572 | 66.09.00 | Tallerkenfjeder<br>Tellerfeder | Belleville spring<br>Ressort belleville | 1 |
| 10 | 1341-9556 | 56.66.05 | Trykskive<br>Druckscheibe | Thrust plate<br>Plaque de pression | 1 |
| 11 | 1341-9566 | 56.73.00 | Friktionsskive<br>Reibscheibe | Friction washer<br>Rondelle à friction | 2 |
| 12 | 1341-9629 | 64.02.00 | Kugle<br>Kugel | Ball<br>Bille | 3 |
| 13 | 1341-9170 | 56.64.11 | Nav<br>Nabe | Hub<br>Moyeu | 1 |
| 14 | 1341-9055 | 20.31.32 | Navhus<br>Nabengehäuse | Housing for hub<br>Boîtier de moyeu | 1 |

**Et omfattende maskinprogram**
**Ein Lieferprogramm mit Zukunft**
**Progress In Farm Machinery**
**Un programme de machines etendu**

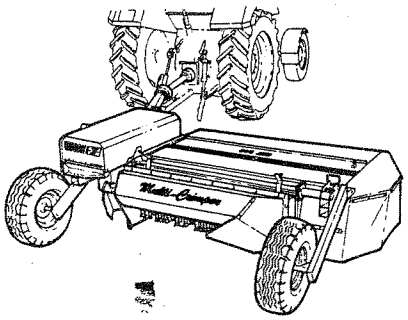





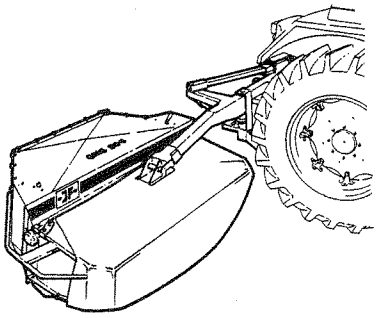

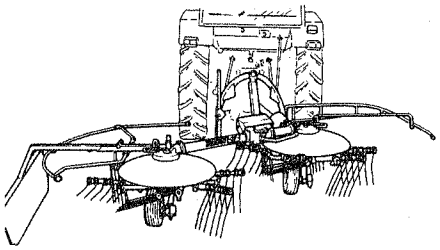

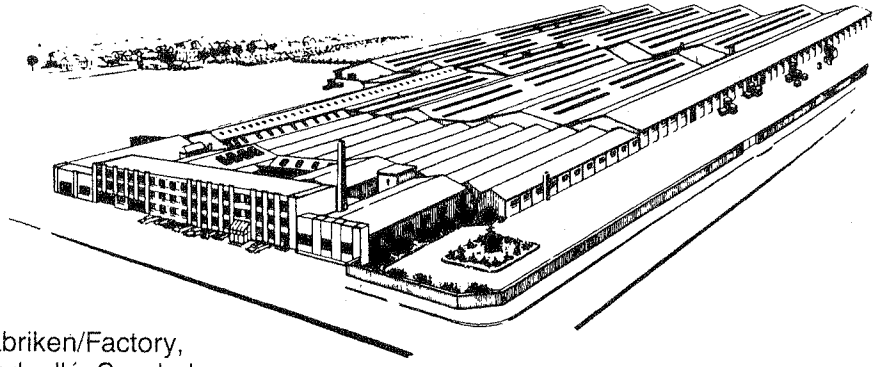

Fabriken/Factory,
Lindeallé, Sønderborg

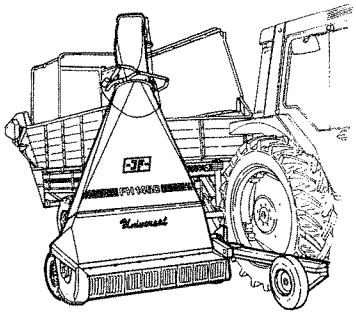




Fabriken/Factory,
Ulkebøl, Sønderborg

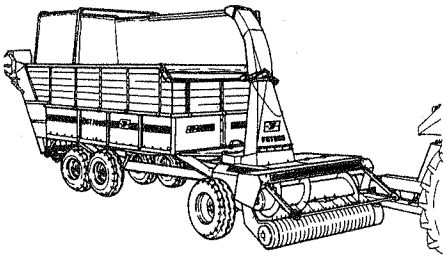

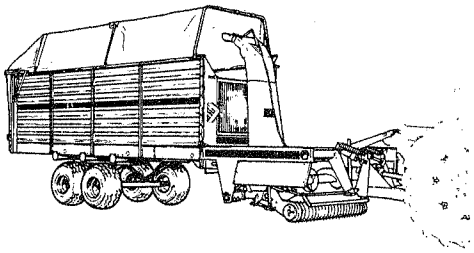

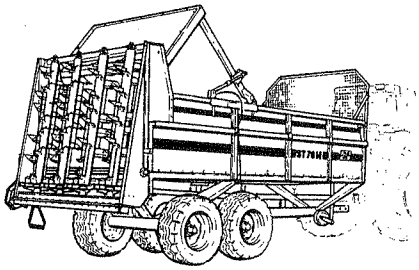

AV 569 da-ty-en-fr 0487

PR60-085X

JF-Fabriken - J. Freudendahl A/S
DK-6400 Sønderborg - Danmark
Telephone (+45) 74 12 52 52
Telefax (+45) 74 42 58 08
Telefax (+45) 74 42 55 41