

Vibro Flex



Stubble cultivator with vibrating tines



Kongskilde Vibro Flex 2000/4200/4300/4000 are heavy-duty stubble cultivators to be used in different applications from primary to secondary tillage. The Vibro Flex stubble cultivators are available in working widths from 1,9-5,65 m.

Stubble cultivation

Using Vibro Flex for stubble cultivation the following benefits are achieved:

- Incorporation of field residues into the soil for quick decomposition
- By a shallow cultivation weed seeds and lost seeds will start to germinate quickly
- Preparation of a seedbed for a following mulch-seeding operation
- Keeping the soil black will reduce slug problems as they have no feed
- Levelling out tracks from sprayers and slurry tankers
- Loosening of compact soil layers allows the crops to have better access to water and nutrients
- Prepare seedbed for intermediate crops

VF 2000

The VF 2000 models consist of a heavy duty box section with 2 rows of tines suitable for the smaller tractor.



The range consists of 3 models. The VF 2007, 2009 and 2011 with respective working widths of 1.90, 2.45, and 3.00 metres.

Utilising the Kongskilde fine, a symmetric fine pattern and a high underneath beam clearance ensure excellent stubble cultivation.

All models are fitted with rubber wheel as standard.

Front mounted

The Vibro Flex is also available as front mounted - thus allowing more than one operation to be carried out in a single pass.

The single framed VFF 2011 has a working and transport width of 3 m and is equipped with 11 VF tines.

Standard features on front mounted version include large castor-type wheels to ease steering of the tractor, and a special bracket incorporated in the top link to protect both tractor front lift and cultivator against overloading.



VF 2000 / 4200 / 4300 / 4000 Quick release drawbar.



VF 2000 Bolted on side extensions.



VF 4200 / 4300 / 4000 Rubber wheel 6.00 x 12" with spindle adjustment.



VF 2011 Front mounting enables implements to be used in combination.



VF Tine

The VF tine with the 6.5 cm heavy duty reversible share is a multipurpose tine. It is used for stubble treatment, seedbed preparation and the mixing of soil and straw.

The top spring is constructed from 10 mm thick steel, which ensures maximum vibration.

The 6.5 cm heavy duty reversible share is suitable for most soil conditions. The smooth bend in the tine stem ensures that the soil and the residue are correctly mixed.

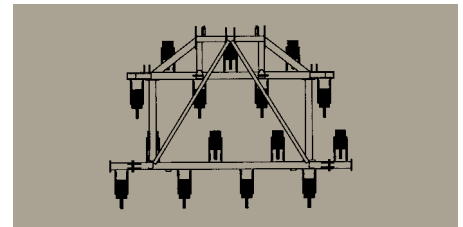
VF 4200/4300 Series

The VF 4200 and the VF 4300 series stubble cultivators consist of a heavy duty box section and have 4 rows of tines. The tine spacing is 22.5 cm. The VF 4200 serie has a transport width of 2.15 metres and the VF 4300 serie has a transport width of 3.00 metres. The widest working width is 4.30 metres. Hydraulic cylinders are fitted to the larger models for folding the side extensions.

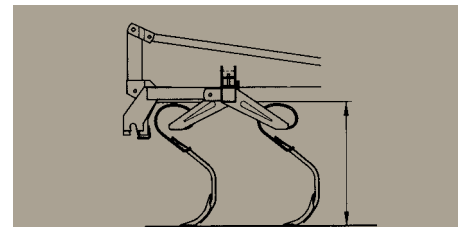
The side extensions, when folded, lie flat on the main frame. This ensures that no tines are protruding during transport. A quick release drawbar is fitted for convenience.

Depth control is achieved by the two rubber wheels fitted to the main frame. Due to their location within the front row of tines, blocking does not occur even with large quantities of straw. Adjustment for depth is by way of a spindle.

With four rows of the Kongskilde vibrating tines and the high underbeam clearance a very intensive mixing of soil with straw or plant residue is ensured.



VF 4200 / 4300 / 4000 Symmetric tine pattern with 22.5 cm between each tine.



VF 2000 / 4200 / 4300 / 4000 Frame clearance VF tine: 76 cm. Frame clearance VFM tine: 86 cm.



VF 2000 / 4200 / 4300 / 4000 Heavy duty box section frame.



VF 2000 / 4200 / 4300 / 4000 VF tine with 6.5 cm heavy duty reversible share.





VFM Tine

The Kongskilde VFM tine combined with the 11 cm heavy duty reversible share is a tine especially designed for handling and incorporating large amounts of straw and plant residue.

The tine consists of a top spring (made of 12 mm thick metal), a unique tine stem and a 11 cm heavy duty reversible share.

The unique stem has two bends. Due to this design soil is raised and plant residue is lowered. A mixing zone is established between them which results in both products being mixed together for a longer period of time.

VF 4000 Series

This model range consists of two models. The VF 4021 and the VF 4025 with respective working widths of 4.75 metres and 5.65 metres.

The two models have as standard two hydraulic cylinders which ensure the side extensions to fold flat on the centre section. The largest machine still only has a 3.0 m transport width. Depth control is attained by the use of 4 wheels but can also be adjusted by means of a spindle.



To enable the machine to accommodate with different soil contours, the wings can move independently to the centre frame.

The quick release drawbar ensures convenience in attaching the machine to a tractor.

With the large wheels positioned at the front of the machine in connection with 4 rows of tines, the possibility of blocking is removed and the flow of material through the machine is improved.

Pulled type

Both models are available as a pull type. The drawbar is fitted in the place of the standard 3-point hitch. However, a special wheel arrangement is fitted for road transport and depth control.



VF 4200 / 4300 / 4000 Folding with double acting cylinders.



VF 4200 / 4300 / 4000 Flat folding side extensions.



VF 4200 / 4300 / 4000 Rubber wheel 24 x 8.00 - 14.5 with spindle adjustment.

VF 2000 / 4200 / 4300 / 4000 VFM tine with 11 cm heavy duty reversible share.




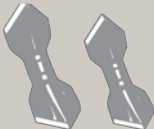


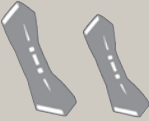
Options

Rotaflex

The fine marks made by the powerful Vibro Flex tines are very effective against soil erosion but very uncomfortable for the tractor driver when working in the opposite direction. The rotaflex which can be fitted behind every Vibro Flex is specially designed to remove these fine marks thus leaving a level surface. In addition to this the rotaflex mixes soil, straw and stubble.

The rotaflex is built from individual spring loaded elements. Pressure adjustment is done by individual spindles. Every element is self cleaning. All the elements are bolted on a frame which, in turn, is mounted on the Vibro Flex main frame and side wings. When the Vibro Flex is folded, the rotaflex is automatically folded as well.



| | | | VF 2000 | VF 4200 | VF 4300 | VF 4000 |
|--|---|---|------------|------------|------------|------------|
| FUVF Furrow Leveller |  | For levelling fine marks. The individual spring loaded elements can handle large amounts of residue and are self cleaning. | ● | ● | ● | ● |
| Grass Share |  | 1 cm standard share. For cutting through grass land and for breaking up hard soil. | ● | ● | ● | ● |
| Multi Purpose Share |  | 6.5 cm standard reversible share or 6.5 cm heavy duty reversible share. For breaking up soil and mixing soil with stubble. | ● | ● | ● | ● |
| Goosefoot Share |  | 26 cm standard share or 26 cm heavy duty share. For a complete undercutting of weed roots. | ● | ● | ● | ● |
| Trailed Equipment |  | Conversion kit from a three point hitch machine to a trailed machine. | | | ● | ● |
| Mixing Share |  | Combination of heavy duty goosefoot and mulching share. For complete undercutting and mixing of soil with stubble. | ● | ● | ● | ● |
| Goosefoot Share |  | 14 cm standard share. For undercutting of weed roots. | ● | ● | ● | ● |
| Mulching Share |  | Black 11 cm standard reversible share or 11 cm heavy duty reversible share. For cultivating in large quantities of straw on stubble. | ● | ● | ● | ● |
| Quick release drawbar. Cat. III | | | ● | ● | ● | ● |
| Front mounting kit. | | | ● | | | |
| Steel wheel 450 x 100. | | | ● | | | |

Technical Specifications

Standard

| VF 2000 | VF 4200 / 4300 | VF 4000 |
|---|---|---|
| <ul style="list-style-type: none"> • Quick release drawbar • Category II • Tine spacing 27.5 cm • Bolted on side extension <p>VF Tine</p> <ul style="list-style-type: none"> • 6.5 cm heavy duty reversible share • Wheel 5.00x8" <p>VFM Tine</p> <ul style="list-style-type: none"> • 11 cm heavy duty reversible share • Wheel 6.00x12" | <ul style="list-style-type: none"> • Quick release drawbar • Category II • Tine spacing 22.5 cm • Flat folding • Depth adjustment with spindle <p>VF Tine</p> <ul style="list-style-type: none"> • 6.5 cm heavy duty reversible share • Wheel 6.00x12" <p>VFM Tine</p> <ul style="list-style-type: none"> • 11 cm heavy duty reversible share • Wheel 24x8.00 - 14.5 | <ul style="list-style-type: none"> • Quick release drawbar • Category II • Tine spacing 22.5 cm • Flat folding • Depth adjustment with spindle • Floating side wings <p>VF Tine</p> <ul style="list-style-type: none"> • 6.5 cm heavy duty reversible share • Wheel 6.00x12" (4 pcs.) <p>VFM Tine</p> <ul style="list-style-type: none"> • 11 cm heavy duty reversible share • Wheel 24x8.00 - 14,5 |

| Model | Tine | Working width cm | Transport width cm | Number of tines | Tine spacing cm | Number of wheels | Type of wheels | Type of folding | Weight kg | Power demand (HP) | |
|----------|------|------------------|--------------------|-----------------|-----------------|------------------|----------------|-----------------|-----------|-------------------|------------|
| | | | | | | | | | | Light soil | Heavy soil |
| VFF 2011 | VF | 300 | 300 | 11 | 27.5 | 2 | 6,00x12 | - | 505 | - | - |
| VF 2007 | VF | 190 | 190 | 7 | 27.5 | 2 | 5,00x8 | - | 340 | 35 | 55 |
| VF 2009 | VF | 245 | 245 | 9 | 27.5 | 2 | 5,00x8 | - | 395 | 45 | 64 |
| VF 2011 | VF | 300 | 300 | 11 | 27.5 | 2 | 5,00x8 | - | 450 | 55 | 75 |
| VF 4209 | VF | 210 | 215 | 9 | 22.5 | 2 | 6,00x12 | - | 565 | 45 | 65 |
| VF 4211 | VF | 255 | 260 | 11 | 22.5 | 2 | 6,00x12 | - | 625 | 55 | 80 |
| VF 4211 | VF | 255 | 215 | 11 | 22.5 | 2 | 6,00x12 | Manuel | 640 | 55 | 80 |
| VF 4213 | VF | 300 | 215 | 13 | 22.5 | 2 | 6,00x12 | Hydrau. | 770 | 65 | 95 |
| VF 4215 | VF | 345 | 215 | 15 | 22.5 | 2 | 6,00x12 | Hydrau. | 830 | 75 | 110 |
| VF 4313 | VF | 300 | 300 | 13 | 22.5 | 2 | 6,00x12 | - | 670 | 65 | 95 |
| VF 4315 | VF | 340 | 345 | 15 | 22.5 | 2 | 6,00x12 | - | 735 | 75 | 110 |
| VF 4315 | VF | 340 | 300 | 15 | 22.5 | 2 | 6,00x12 | Manuel | 750 | 75 | 110 |
| VF 4317 | VF | 385 | 300 | 17 | 22.5 | 2 | 6,00x12 | Hydrau. | 880 | 85 | 125 |
| VF 4319 | VF | 430 | 300 | 19 | 22.5 | 2 | 6,00x12 | Hydrau. | 940 | 95 | 140 |
| VF 4021 | VF | 475 | 300 | 21 | 22.5 | 4 | 6,00x12 | Hydrau. | 1175 | 105 | 155 |
| VF 4025 | VF | 565 | 300 | 25 | 22.5 | 4 | 6,00x12 | Hydrau. | 1330 | 125 | 185 |
| VFF 2011 | VFM | 300 | 300 | 11 | 27.5 | 2 | 6,00x12 | - | 505 | - | - |
| VF 2007 | VFM | 190 | 190 | 7 | 27.5 | 2 | 6,00x12 | - | 380 | 35 | 60 |
| VF 2009 | VFM | 245 | 245 | 9 | 27.5 | 2 | 6,00x12 | - | 440 | 45 | 70 |
| VF 2011 | VFM | 300 | 300 | 11 | 27.5 | 2 | 6,00x12 | - | 500 | 55 | 80 |
| VF 4209 | VFM | 210 | 215 | 9 | 22.5 | 2 | 24x8.00 - 14.5 | - | 590 | 45 | 70 |
| VF 4211 | VFM | 255 | 260 | 11 | 22.5 | 2 | 24x8.00 - 14.5 | - | 655 | 55 | 85 |
| VF 4211 | VFM | 255 | 215 | 11 | 22.5 | 2 | 24x8.00 - 14.5 | Manuel | 670 | 55 | 85 |
| VF 4213 | VFM | 300 | 215 | 13 | 22.5 | 2 | 24x8.00 - 14.5 | Hydrau. | 810 | 65 | 100 |
| VF 4215 | VFM | 345 | 215 | 15 | 22.5 | 2 | 24x8.00 - 14.5 | Hydrau. | 875 | 75 | 115 |
| VF 4313 | VFM | 300 | 300 | 13 | 22.5 | 2 | 24x8.00 - 14.5 | - | 710 | 65 | 100 |
| VF 4315 | VFM | 340 | 345 | 15 | 22.5 | 2 | 24x8.00 - 14.5 | - | 775 | 75 | 115 |
| VF 4315 | VFM | 340 | 300 | 15 | 22.5 | 2 | 24x8.00 - 14.5 | Manuel | 790 | 75 | 115 |
| VF 4317 | VFM | 385 | 300 | 17 | 22.5 | 2 | 24x8.00 - 14.5 | Hydrau. | 925 | 85 | 130 |
| VF 4319 | VFM | 430 | 300 | 19 | 22.5 | 2 | 24x8.00 - 14.5 | Hydrau. | 990 | 95 | 145 |
| VF 4021 | VFM | 475 | 300 | 21 | 22.5 | 4 | 24x8.00 - 14.5 | Hydrau. | 1230 | 105 | 160 |
| VF 4025 | VFM | 565 | 300 | 25 | 22.5 | 4 | 24x8.00 - 14.5 | Hydrau. | 1400 | 125 | 190 |

Subject to be changed without notice. 101001713 KSA/GB/VF/BRO/0311



Kongskilde South Africa (pty) Ltd.

Tel: +27 11 894 234 1

mail@ksa.kongskilde.com

www.kongskilde.com