

Rotavator



# Rotavator

R500, R600 and R700

# Rotavator - Highly effective for optimal tillage



Rotavator 500B-230M.

Adjustable CE protections. Easy adaptation for front wheels, track looseners, etc.

Rotavator is the most effective system for crumbling and residues incorporation.

Compact depth control system for rear wheels and rollers.

## Rotavator is the most efficient system when we ask for a definitive tillage solution

No matter the soil type, the conditions or amount of residues: The result is always the best.

Anyhow, it can be adjusted to get many different working depths, and soil finish with very easy changes.

The Rotavator is also the most versatile implement for two purposes:

1. Crumbling: It can be set from a very coarse tillage to a very fine finish
2. Residues mixing: It can cope with high amounts of weeds or trash without blocking and giving the most perfect mixture of the residues. The benefits are a complete clean surface and easy incorporation of organic material to the soil structure.

The Rotavator program offers a wide range of final versions making easy to adapt the machine to any tractor or application.

### Scrumbling effect

The Rotavator is acting cutting soil slices with the rotor and projecting them to the rear trailing board. A combination of working depth, rotor speed, tractor speed and trailing board settings allows a wide range of tillage finish. It is highly appreciated in vegetable growing where the soil conditions for the plant-

ers need to be extremely fine. This is even more important when the crop production is consisting on roots, bulbs, tubercles or other subsoil products, as potato, carrot, onion, asparagus, and others, where the presence of big clods can affect the quality and the shape of the product. Even though the Rotavator can also be used as a quick seed bed preparator for normal farming crops, using it as a final pass before drilling or in combination with a seed drill.

### Residues incorporation

The rotating blades mix perfectly the residues with the soil better than any other implement.

- Manure incorporation
- Fertilizing crop incorporation
- Maize and grain stubble incorporation
- Weed control
- Vegetable residues

### HOWARD Rotavator. The original is better

Since 1922, the HOWARD Rotavator has helped thousands of farmers around the world. Today the HOWARD range has the ultimate technologies to match the more professional users needs.

The original blade "Made in France" offers what is expected from a cost saving farming management:

- Durability
- Less power requirement
- High crumbling effect
- Less soil compaction
- Wide range of Rotor possibilities
- Longer periods between blade changes

Reliable transmission elements make the difference:

- Original clutch with syntherised brass discs.
- Highly efficient gearboxes in single speed, four speed Selectatilt, and lever change gearbox.
- Gear side transmission (except R500B)
- Face seals on the rotor bearing units.


# Rotavator 500 series



Standard Selectatilt gearbox. The speed is adjusted to the desired finish.



Reinforced Selectatilt gearbox for 280 and 305 working width. It can be mounted to tractors up to 125 HP.



Double hinged trailing board. Allows very compact mounting of rollers.

The Rotavator 500 is presented in a wide range of working widths and different settings to be fitted to most applications with medium tractors.

## Rotavator 500B - Chain side drive

Model	Working width cm	Transport width cm	Speed rpm		Weight kg	Number of blades	Tractor engine power, HP
			Mono	Selectatilt			
R500B-110M	110	139	210	175/195 220/245	400	27	40-60
R500B-130M/S	130	159			430-450	30	45-60
R500B-155M/S	155	184			480-500	36	50-70
R500B-165M/S	165	194			505-525	39	55-70
R500B-180M/S	180	209			530-550	42	60-75
R500B-190M/S	190	219			555-575	45	65-80
R500B-205M/S	205	224			580-600	48	70-85
R500B-215M/S	215	234			605-625	51	75-85
R500B-230M/S	230	259			630-650	54	75-90
R500B-255M/S	255	284			680-700	60	85-100

## Rotavator 500 series

The Rotavator 500 is presented in a wide range of working widths and different settings to be fitted to most applications with medium tractors. The combination of different trailing boards, depth control and rotors available, gives the user the possibility to apply it in many different purposes such as: Vegetable production, orchards, vineyards or normal farming. The very strong frame concept with double plate allows the use in very heavy conditions without problems. With the new depth control concept the machine has a very compact overall size, which allows to work very close to the edge of the field and to other possible obstacles (as irrigation systems or plantations.)

## Rotavator 500S - Gear side drive

Model	Working width cm	Transport width cm	Speed rpm		Weight kg	Number of blades	Tractor engine power, HP
			Mono	Selectatilt			
R500S-180M/S	180	209	210	175/195 220/245	530-550	42	60-75
R500S-190M/S	190	219			555-575	45	65-80
R500S-205M/S	205	224			580-600	48	70-85
R500S-215M/S	215	234			605-625	51	75-85
R500S-230M/S	230	259			630-650	54	75-90
R500S-255M/S	255	284			680-700	60	85-100
R500S-280S	280	305	205/225	245/275	900	66	95-115
R500S-305S	305	334			950	72	100-125



Rotavator 500S-305S with cage roller.

# Rotavator 600 series



The Rotavator 600 series is mostly used with medium to big tractors, in intensive farms and for contractors.

There are machines from 180 to 405 cm working width and for tractors from 80 to 180 HP. The range is available in 4 different rotor types both in single or double flange. Is also available with 3 different gearboxes depending on the tractor power. Two of them have 4 speed changing the gear position and the last is with 3 speed lever change system and with oil cooling system. The range includes the new 280 cm working width (on transport width 300 cm) to comply with traffic regulation in most European countries without special permission. This has been possible due to the new depth control system which is extremely compact and reliable. The depth control is available with skids (only until 255 working width), with rear wheels and a wide range of packer rollers, depending on the application and soil conditions.



R600S-D. Lever change gear and oil cooling system. Suitable for tractors up to 180 HP.



R600B-S The selectafilth gearbox is very reliable and suitable for tractors up to 140 HP.



Gear side drive.



R600S-S. Four speeds for heavy duty use. This model can be fitted to tractors up to 180 HP.

Model	Working width, cm	Transport width, cm	Speed rpm		Weight kg	Number of blades	Tractor engine power HP
			Selectafilth S	Lever change D			
R600B/S-180S	180	210	200/220 245/270	219/237 278/302	700-750	42	80-130
R600B/S-205S	205	235			750-820	48	90-140
R600B/S-230S	230	260			850-925	54	100-150
R600B/S-255S/D	255	285		219/246/ 277	900-1060	60	100-160
R600B/S-280S/D	280	305			950-1110	66	110-170
R600B/S-305S/D	305	335			1000-1190	72	120-180
R600S-355S/D	355	385			1250-1310	84	130-180

# Rotavator 700X



Rotavator 700 is dedicated to the contractors and big farms.

Rotavator 700 series are the most sophisticated machines in their category. With double side transmission in only one blade rotor, the machine offers high reliability due to its synchronized gear side transmission. The oil cooling system allows long and intensive working days protecting the transmission elements and giving a long operative life to the complete machine.

The rotor bearing units are protected (as well as the other series) with face seals, giving a longer life to the units that can be 2 or 3 times longer than the normal system with plain oil seals.

The frame is extremely strong, including 3 structural tubes and double plate hull.



Heavy duty friction clutch.



Rotavator 700S-D gearbox. Lever change gearbox and oil cooling system.




Linkage cat. 3 and 2 with quick coupling.




Gear side drive.

Model	Working width, cm	Transport width, cm	Speed rpm	Weight kg	Number of blades	Tractor engine power, HP
R700X-305D	305	335	188,212,238	1440	72	up to 220
R700X-355D	355	385		1590	84	
R700X-405D	405	435		1740	96	
R700X-305S	305	335	220,238, 280,303	1480	72	up to 250
R700X-355S	355	385		1630	84	
R700X-405S	405	435		1780	96	


# Rotalabour




Rotalabour 600S-305S with toothed packer roller



Rotor Rotalabour 2 boulons.



Rotor Rotalabour F1-R500.



Rotor Rotalabour F1-R600/700.

## The Rotalabour is a perfect machine for seedbed preparation.

The special shape of the Rotalabour blades even when is highly effective breaking the clods, take very small power from the tractor.

This allows bigger working widths than a normal Rotavator, using the same tractor.

Another positive aspect of the Rotalabour rotors is the fact that the soil under the working depth receives discontinued pressure from the blades increasing the filtration capacity of the soil.

The blade is coming into the soil in a "negative" angle, meaning that the vegetal residues cannot be stacked in the middle of the rotor as happens with most of similar rotors from other manufacturers.

### ROTALABOUR 500B/S - 600B/S - 700S

Model	Working width, cm	Transport width, cm	Speed rpm		Weight without roller (kg)	Number of blades		Tractor engine power HP
			Selectafilth S	Lever change D		2 bolt	F1	
RL500B-255S	255	284	155/175/245/275		1150	78	46	85-100
RL500B-280S	280	305	185/205/275/300		1250	86	52	95-110
RL500B-305S	305	334			1320	94	56	100-120
RL500S-255S	255	284	155/175/245/275		1170	78	46	85-100
RL500S-280S	280	305	185/205/275/300		1270	86	52	95-115
RL500S-305S	305	334			1340	94	56	100-125
RL600B-255S	255	285	180/220/245/295		1380	78	60	100-130
RL600B-280S	280	305			1480	86	66	115-140
RL600B-305S	305	335			1580	84	72	125-140
RL600S-255S	255	285	219/237/278/302		1400	78	60	100-160
RL600S-280S	280	305			1500	86	66	110-170
RL600S-305S	305	335			1600	94	72	120-180
RL600S-355S	355	385		1800	110	84	130-180	
RL600S-255D	255	285		219/246/277	1450	78	60	100-160
RL600S-280D	280	305	1550		86	66	110-170	
RL600S-305D	305	335	1650		94	72	120-180	
RL600S-355D	355	385	1850		110	84	130-180	
RL700X-305D	305	359	219/246/277	1850	-	72	110-190	
RL700X-355D	355	409		2050	-	84	120-200	

**Kongskilde Agriculture**

Tel. +45 61 80 50 00

office@kongskilde.com

www.kongskilde.com

**K KONGSKILDE**  
Moving agriculture ahead